



CONSEJO GENERAL DEL PODER JUDICIAL
SECCIÓN DE ESTADÍSTICA

LA VIOLENCIA DOMESTICA EN LA ESTADÍSTICA JUDICIAL DEL AÑO 2003

Junio 2004

Introducción

Este informe esta elaborado a partir de los datos definitivos de la Estadística Judicial 2003.

Se ofrece un resumen del movimiento de asuntos de violencia domestica, incluyendo los numero de denuncias registradas y retiradas por cada Tribunal Superior de Justicia, Provincia y Partido Judicial.

Para las provincias se incluyen los datos de número de denunciados en el año 2003 (total, hombre español, mujer española, total de extranjero, hombre extranjero y mujer extranjera) por cada 10.000 personas de cada clase. Así por ejemplo, se ofrece el numero de hombres denunciados extranjeros por cada 10.000 hombres extranjeros registrados en los padrones municipales a 1 de enero de 2003.

Para ofrece una análisis geográfico se ofrecen mapas temáticos de las provincias españolas que incluyen estos datos.

Los Partidos judiciales se ofrecen también ordenados de mayor a menor número de denuncias por 10.000 habitantes, y asuntos de violencia domestica registrados por cada 10.000 habitantes.

Comunidades Autónomas

VIOLENCIA DOMESTICA

| Comunidad Autónoma | Denuncias registradas | Denuncias retiradas | Ratio retiradas/ presentadas | TOTAL DE ASUNTOS | | | | | Sumarios | | | | |
|--------------------|-----------------------|---------------------|------------------------------|----------------------|--------------|-------------|--------------|-------------------------|----------------------|-------------|-------------|------------|-------------------------|
| | | | | Pendientes al inicio | Registrados | Reiniciados | Resueltos | Pendientes al finalizar | Pendientes al inicio | Registrados | Reiniciados | Resueltos | Pendientes al finalizar |
| Andalucía | 16563 | 1861 | 11,24% | 4355 | 24256 | 106 | 23146 | 4433 | 17 | 45 | 2 | 40 | 24 |
| Aragón | 1094 | 160 | 14,63% | 130 | 1440 | 0 | 1383 | 182 | 3 | 4 | 0 | 4 | 3 |
| Asturias | 1666 | 288 | 17,29% | 137 | 2227 | 4 | 2044 | 324 | 4 | 3 | 0 | 6 | 1 |
| Baleares | 2262 | 414 | 18,30% | 24 | 2505 | 24 | 1950 | 673 | 0 | 5 | 0 | 5 | 0 |
| Canarias | 5984 | 808 | 13,50% | 673 | 7364 | 32 | 6810 | 1064 | 8 | 10 | 1 | 12 | 8 |
| Cantabria | 788 | 58 | 7,36% | 11 | 710 | 4 | 596 | 120 | 0 | 3 | 0 | 2 | 1 |
| Castilla y León | 3079 | 427 | 13,87% | 238 | 3924 | 9 | 3522 | 662 | 4 | 9 | 1 | 8 | 6 |
| Castilla-La Mancha | 2583 | 234 | 9,06% | 311 | 3412 | 21 | 2974 | 827 | 0 | 7 | 0 | 3 | 4 |
| Cataluña | 11339 | 1147 | 10,12% | 971 | 13213 | 115 | 11464 | 3073 | 16 | 31 | 2 | 25 | 28 |
| Valencia | 8551 | 898 | 10,50% | 861 | 9777 | 49 | 8282 | 2482 | 9 | 22 | 0 | 18 | 13 |
| Extremadura | 1179 | 113 | 9,58% | 89 | 1609 | 2 | 1538 | 163 | 1 | 2 | 0 | 3 | 0 |
| Galicia | 3507 | 496 | 14,14% | 231 | 5470 | 46 | 4886 | 927 | 1 | 14 | 0 | 8 | 10 |
| Madrid | 12029 | 2105 | 17,50% | 1228 | 13913 | 90 | 12541 | 3182 | 5 | 17 | 1 | 11 | 13 |
| Murcia | 3107 | 616 | 19,83% | 252 | 3475 | 9 | 2920 | 908 | 2 | 9 | 0 | 8 | 3 |
| Navarra | 559 | 133 | 23,79% | 31 | 696 | 10 | 589 | 212 | 1 | 3 | 0 | 1 | 4 |
| País Vasco | 1879 | 332 | 17,67% | 138 | 2316 | 9 | 2027 | 624 | 0 | 0 | 0 | 0 | 0 |
| La Rioja | 563 | 65 | 11,55% | 50 | 648 | 3 | 567 | 134 | 0 | 4 | 0 | 1 | 3 |
| Total | 76732 | 10155 | 13,23% | 9730 | 96955 | 533 | 87239 | 19990 | 71 | 188 | 7 | 155 | 121 |

VIOLENCIA DOMESTICA

| Comunidad Autónoma | Diligencias Previas | | | | | Procedimientos Abreviados | | | | | Juicios de Faltas | | | | |
|--------------------|----------------------|--------------|-------------|--------------|-------------------------|---------------------------|-------------|-------------|-------------|-------------------------|----------------------|--------------|-------------|--------------|-------------------------|
| | Pendientes al inicio | Registrados | Reiniciados | Resueltos | Pendientes al finalizar | Pendientes al inicio | Registrados | Reiniciados | Resueltos | Pendientes al finalizar | Pendientes al inicio | Registrados | Reiniciados | Resueltos | Pendientes al finalizar |
| Andalucía | 3284 | 12595 | 59 | 12193 | 2724 | 309 | 1136 | 10 | 859 | 477 | 738 | 7121 | 33 | 6801 | 1065 |
| Aragón | 49 | 524 | 0 | 470 | 98 | 16 | 100 | 0 | 90 | 26 | 59 | 574 | 0 | 585 | 48 |
| Asturias | 66 | 979 | 4 | 861 | 177 | 5 | 101 | 0 | 69 | 34 | 62 | 894 | 0 | 862 | 108 |
| Baleares | 11 | 1332 | 24 | 932 | 453 | 1 | 74 | 0 | 39 | 36 | 11 | 858 | 0 | 732 | 184 |
| Canarias | 424 | 2737 | 24 | 2342 | 669 | 7 | 189 | 0 | 113 | 88 | 230 | 3587 | 4 | 3516 | 276 |
| Cantabria | 7 | 173 | 2 | 127 | 53 | 0 | 22 | 1 | 10 | 14 | 4 | 331 | 1 | 297 | 45 |
| Castilla y León | 121 | 1762 | 3 | 1481 | 406 | 21 | 138 | 1 | 91 | 71 | 92 | 1514 | 4 | 1448 | 175 |
| Castilla-La Mancha | 185 | 1555 | 12 | 1281 | 500 | 27 | 151 | 3 | 102 | 87 | 99 | 1211 | 6 | 1120 | 216 |
| Cataluña | 399 | 4548 | 68 | 3246 | 1830 | 77 | 642 | 7 | 417 | 330 | 475 | 5951 | 35 | 5763 | 833 |
| Valencia | 426 | 3709 | 23 | 2761 | 1460 | 33 | 278 | 1 | 174 | 159 | 388 | 4526 | 16 | 4110 | 813 |
| Extremadura | 48 | 656 | 2 | 601 | 105 | 9 | 51 | 0 | 32 | 28 | 31 | 640 | 0 | 644 | 29 |
| Galicia | 124 | 2751 | 13 | 2350 | 551 | 29 | 234 | 0 | 166 | 99 | 76 | 1841 | 33 | 1746 | 251 |
| Madrid | 471 | 5418 | 43 | 4428 | 1620 | 103 | 723 | 10 | 510 | 360 | 647 | 6350 | 36 | 6212 | 1159 |
| Murcia | 90 | 1523 | 4 | 1133 | 538 | 12 | 154 | 0 | 90 | 61 | 148 | 1347 | 5 | 1250 | 303 |
| Navarra | 15 | 413 | 10 | 319 | 153 | 9 | 59 | 0 | 48 | 27 | 5 | 149 | 0 | 150 | 25 |
| País Vasco | 62 | 1042 | 5 | 753 | 412 | 10 | 104 | 2 | 60 | 75 | 65 | 746 | 2 | 805 | 118 |
| La Rioja | 25 | 308 | 3 | 251 | 85 | 3 | 30 | 0 | 15 | 18 | 22 | 223 | 0 | 219 | 26 |
| Total | 5807 | 42025 | 299 | 35529 | 11834 | 671 | 4186 | 35 | 2885 | 1990 | 3152 | 37863 | 175 | 36260 | 5674 |

VIOLENCIA DOMESTICA

| Comunidad Autónoma | Juicios Rápidos | | | | | Procedimientos Jurado | | | | | Ejecutorias | | | | |
|--------------------|----------------------|--------------|-------------|--------------|-------------------------|-----------------------|-------------|-------------|-----------|-------------------------|----------------------|--------------|-------------|--------------|-------------------------|
| | Pendientes al inicio | Registrados | Reiniciados | Resueltos | Pendientes al finalizar | Pendientes al inicio | Registrados | Reiniciados | Resueltos | Pendientes al finalizar | Pendientes al inicio | Registradas | Reiniciados | Resueltas | Pendientes al finalizar |
| Andalucía | 0 | 3368 | 2 | 3247 | 134 | 9 | 14 | 0 | 14 | 9 | 1297 | 3466 | 51 | 2889 | 1085 |
| Aragón | 0 | 237 | 0 | 232 | 5 | 3 | 1 | 0 | 2 | 2 | 22 | 320 | 5 | 265 | 82 |
| Asturias | 0 | 248 | 0 | 246 | 2 | 0 | 2 | 0 | 0 | 2 | 39 | 403 | 0 | 347 | 108 |
| Baleares | 0 | 236 | 0 | 241 | 0 | 1 | 0 | 0 | 1 | 0 | 3 | 189 | 0 | 95 | 105 |
| Canarias | 0 | 836 | 0 | 821 | 17 | 4 | 5 | 3 | 6 | 6 | 142 | 996 | 30 | 623 | 453 |
| Cantabria | 0 | 183 | 0 | 162 | 7 | 0 | 0 | 0 | 0 | 0 | 210 | 211 | 1 | 152 | 42 |
| Castilla y León | 0 | 495 | 0 | 492 | 3 | 2 | 3 | 0 | 4 | 1 | 151 | 630 | 0 | 531 | 252 |
| Castilla-La Mancha | 0 | 485 | 0 | 468 | 17 | 0 | 3 | 0 | 0 | 3 | 34 | 569 | 7 | 315 | 277 |
| Cataluña | 0 | 2028 | 3 | 1991 | 42 | 4 | 28 | 0 | 25 | 10 | 197 | 1990 | 16 | 1408 | 855 |
| Valencia | 0 | 1234 | 8 | 1209 | 33 | 5 | 8 | 1 | 10 | 4 | 237 | 1412 | 27 | 910 | 629 |
| Extremadura | 0 | 259 | 0 | 257 | 1 | 0 | 1 | 0 | 1 | 0 | 13 | 301 | 0 | 221 | 100 |
| Galicia | 0 | 627 | 0 | 615 | 13 | 1 | 3 | 0 | 1 | 3 | 31 | 503 | 3 | 358 | 202 |
| Madrid | 0 | 1387 | 0 | 1367 | 23 | 2 | 18 | 0 | 13 | 7 | 247 | 2323 | 11 | 1773 | 951 |
| Murcia | 0 | 441 | 0 | 439 | 2 | 0 | 1 | 0 | 0 | 1 | 35 | 361 | 4 | 265 | 140 |
| Navarra | 0 | 70 | 0 | 70 | 1 | 1 | 2 | 0 | 1 | 2 | 1 | 36 | 0 | 18 | 19 |
| País Vasco | 0 | 423 | 0 | 406 | 19 | 1 | 1 | 0 | 3 | 0 | 21 | 320 | 1 | 266 | 95 |
| La Rioja | 0 | 83 | 0 | 81 | 2 | 0 | 0 | 0 | 0 | 0 | 7 | 131 | 3 | 73 | 68 |
| Total | 0 | 12640 | 13 | 12344 | 321 | 33 | 90 | 4 | 81 | 50 | 2687 | 14161 | 159 | 10509 | 5463 |

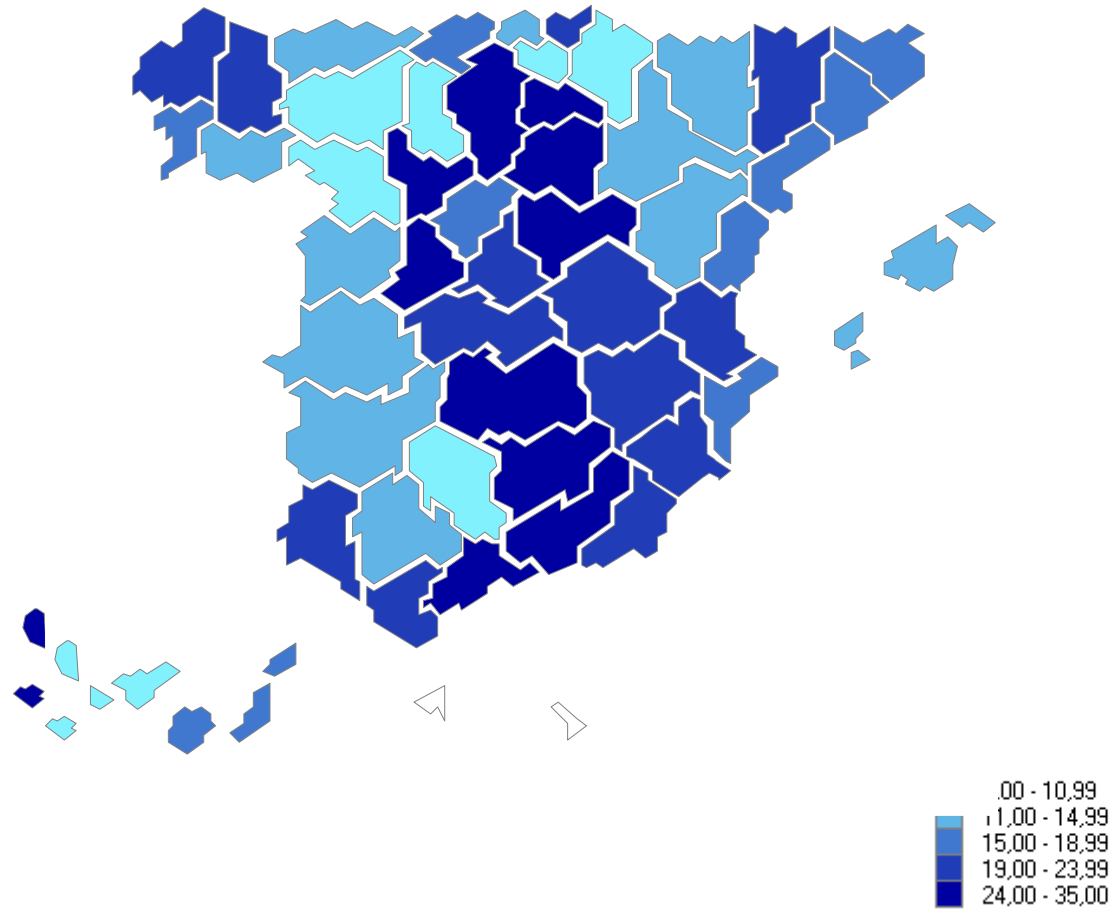
Provincias

Litigiosidad por sexo y nacionalidad

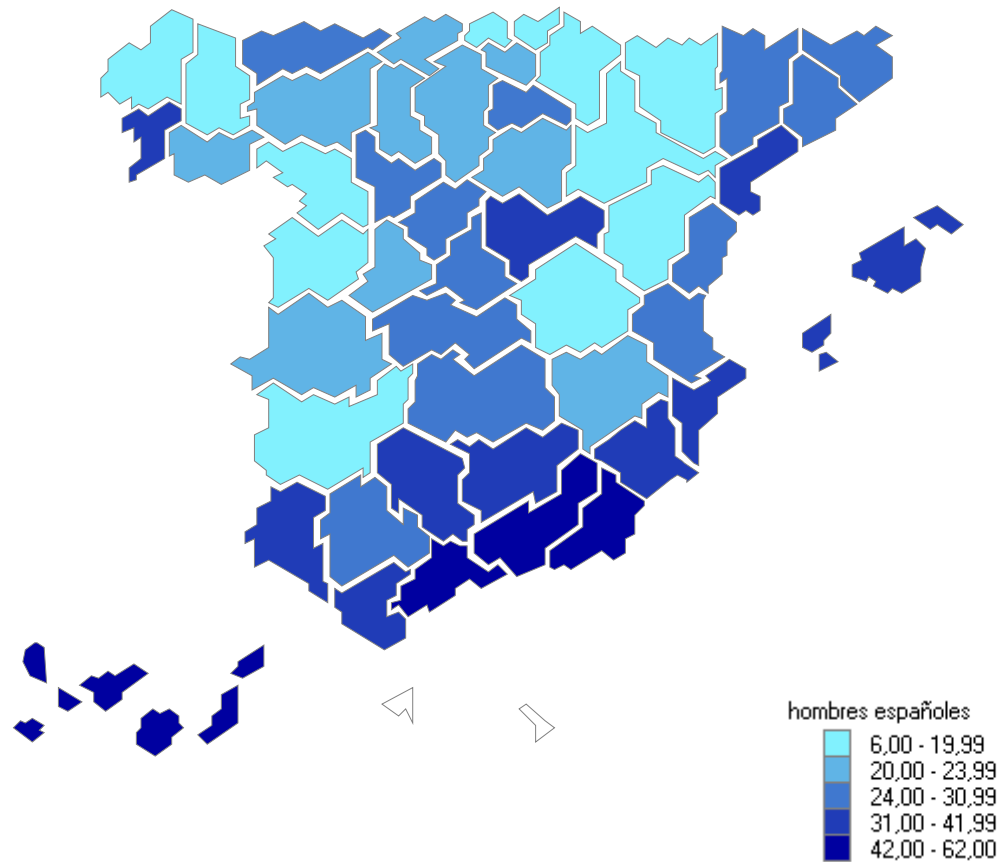
| | litigiosidad total | litigiosidad hombres españoles | litigiosidad mujeres españolas | litigiosidad total extranjeros | litigiosidad hombres extranjeros | litigiosidad mujeres extranjeras |
|--------------------------|-----------------------|--------------------------------------|--------------------------------------|--------------------------------------|--|--|
| Alava | 12 | 20 | 1 | 53 | 93 | 2 |
| Albacete | 13 | 22 | 2 | 35 | 51 | 13 |
| Alicante | 22 | 38 | 3 | 35 | 60 | 8 |
| Almería | 24 | 42 | 2 | 45 | 67 | 9 |
| Asturias (Principado de) | 16 | 29 | 2 | 34 | 65 | 7 |
| Avila | 12 | 20 | 2 | 46 | 77 | 16 |
| Badajoz | 10 | 19 | 2 | 25 | 45 | 6 |
| Balears (Illes) | 24 | 40 | 4 | 40 | 72 | 7 |
| Barcelona | 16 | 26 | 2 | 45 | 75 | 8 |
| Burgos | 13 | 20 | 2 | 74 | 125 | 21 |
| Cáceres | 12 | 22 | 2 | 14 | 21 | 3 |
| Cádiz | 21 | 39 | 3 | 54 | 93 | 11 |
| Cantabria | 12 | 20 | 3 | 36 | 65 | 8 |
| Castellón de la Plana | 15 | 24 | 2 | 41 | 68 | 8 |
| Ciudad Real | 15 | 25 | 2 | 78 | 112 | 30 |
| Córdoba | 17 | 31 | 2 | 57 | 110 | 2 |
| Coruña (A) | 9 | 17 | 2 | 27 | 48 | 10 |
| Cuenca | 9 | 13 | 2 | 43 | 64 | 12 |
| Girona | 19 | 30 | 2 | 46 | 76 | 8 |
| Granada | 27 | 48 | 4 | 81 | 133 | 22 |
| Guadalajara | 22 | 32 | 4 | 85 | 136 | 23 |
| Guipúzcoa | 6 | 11 | 1 | 29 | 47 | 10 |
| Huelva | 18 | 32 | 4 | 40 | 57 | 14 |
| Huesca | 11 | 17 | 1 | 45 | 73 | 3 |
| Jaén | 17 | 31 | 3 | 42 | 53 | 23 |
| León | 12 | 22 | 1 | 27 | 55 | 2 |
| Lleida | 17 | 26 | 1 | 66 | 101 | 13 |
| Lugo | 10 | 17 | 2 | 34 | 62 | 11 |
| Madrid (Comunidad de) | 21 | 28 | 3 | 69 | 128 | 11 |
| Málaga | 29 | 48 | 5 | 60 | 104 | 17 |
| Murcia (Región de) | 24 | 35 | 3 | 79 | 122 | 12 |
| Navarra (Comunidad For) | 9 | 10 | 1 | 63 | 112 | 2 |
| Ourense | 10 | 20 | 1 | 18 | 34 | 4 |
| Palencia | 12 | 20 | 3 | 27 | 58 | 0 |
| Palmas (Las) | 35 | 62 | 7 | 40 | 69 | 8 |
| Pontevedra | 19 | 34 | 4 | 49 | 90 | 8 |
| Rioja (La) | 20 | 26 | 3 | 88 | 142 | 15 |
| Salamanca | 8 | 16 | 1 | 13 | 24 | 3 |
| Santa Cruz de Tenerife | 28 | 53 | 5 | 20 | 37 | 2 |
| Segovia | 16 | 24 | 3 | 58 | 102 | 8 |
| Sevilla | 16 | 30 | 2 | 27 | 49 | 6 |
| Soria | 16 | 20 | 2 | 130 | 227 | 25 |
| Tarragona | 22 | 35 | 3 | 61 | 100 | 8 |
| Teruel | 4 | 6 | 1 | 20 | 30 | 4 |
| Toledo | 15 | 24 | 4 | 36 | 57 | 9 |
| Valencia | 17 | 28 | 3 | 51 | 84 | 10 |
| Valladolid | 15 | 26 | 4 | 31 | 46 | 15 |
| Vizcaya | 10 | 17 | 1 | 59 | 111 | 7 |
| Zamora | 11 | 18 | 2 | 52 | 114 | 0 |
| Zaragoza | 9 | 14 | 1 | 44 | 74 | 7 |
| España | 18 | 29 | 3 | 52 | 89 | 9 |

Número de denunciados por cada 10.000 personas del grupo. Por ejemplo número de hombres extranjeros denunciados en 2003 por cada 10.000 extranjeros empadronados a 1 de enero de 2003

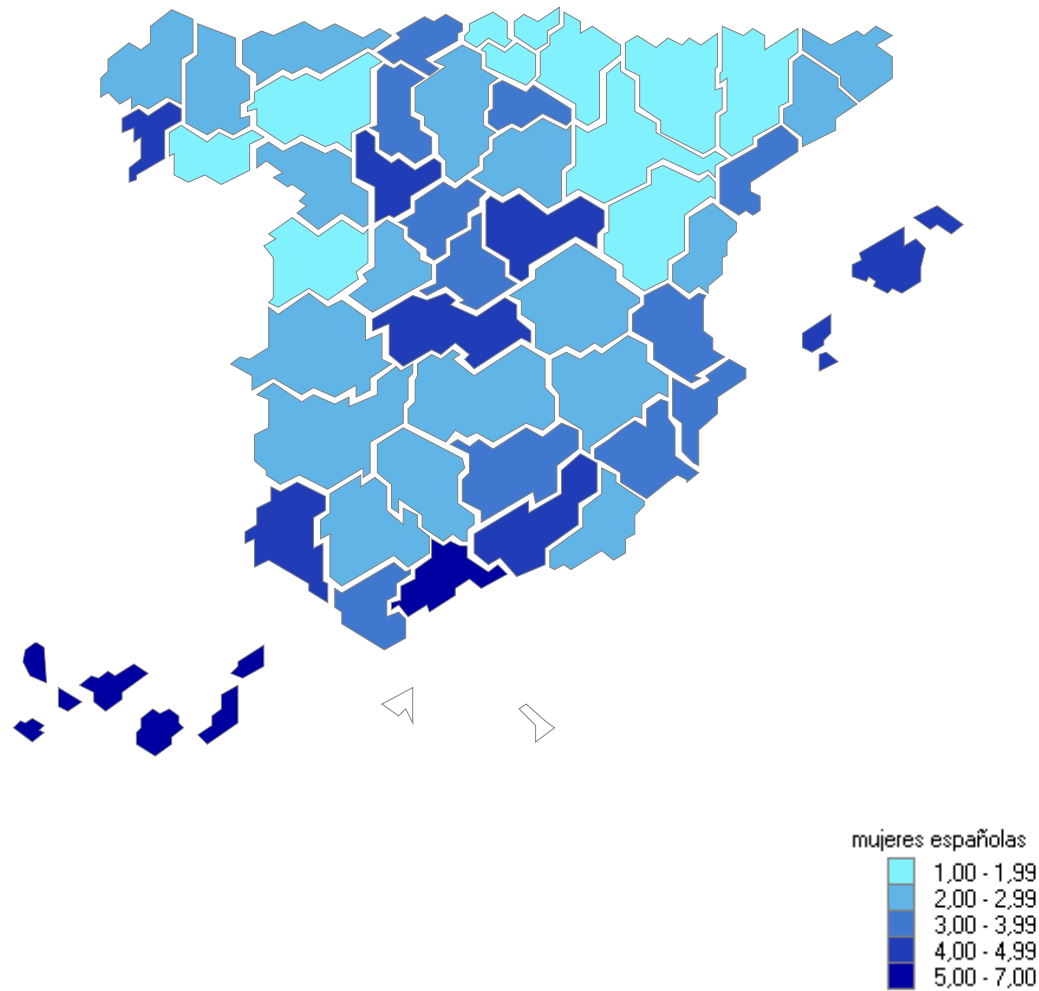
Provincias por número de denunciados por cada 10.000 habitantes



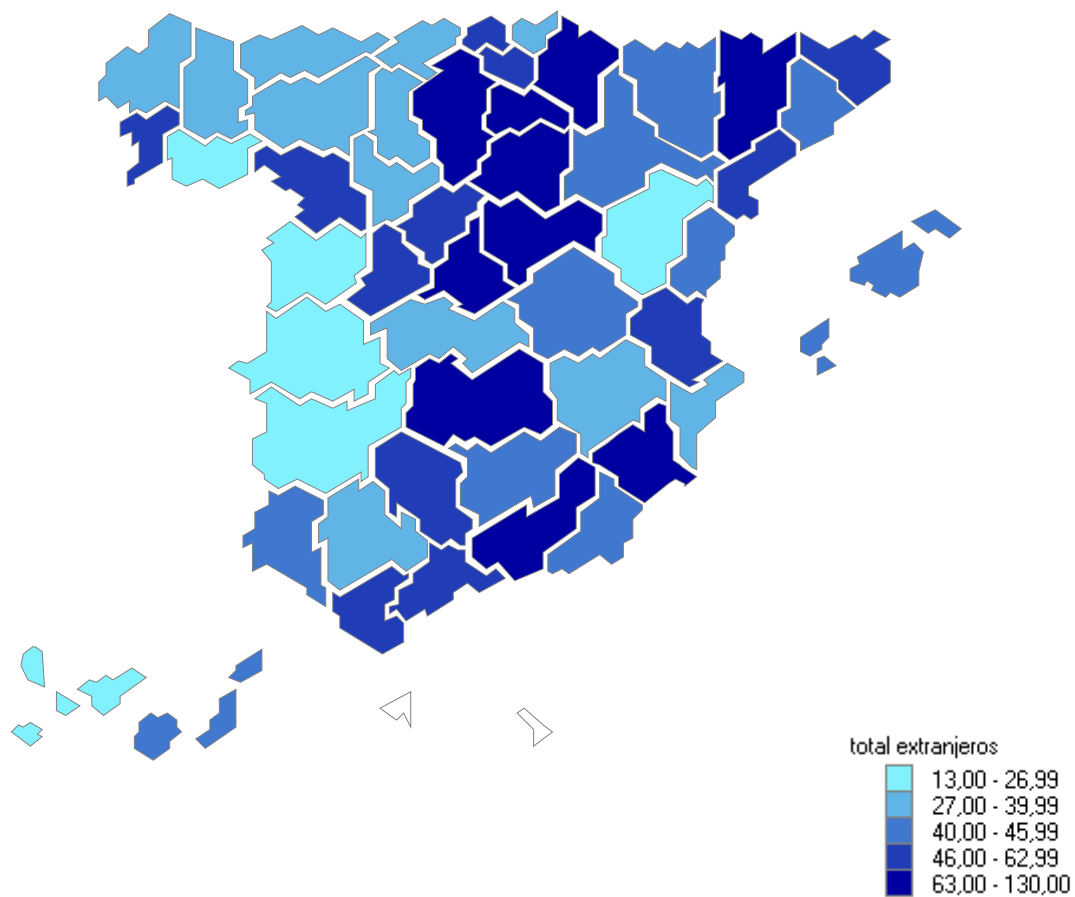
Provincias por número de denunciados por cada 10.000 habitantes (hombres españoles)



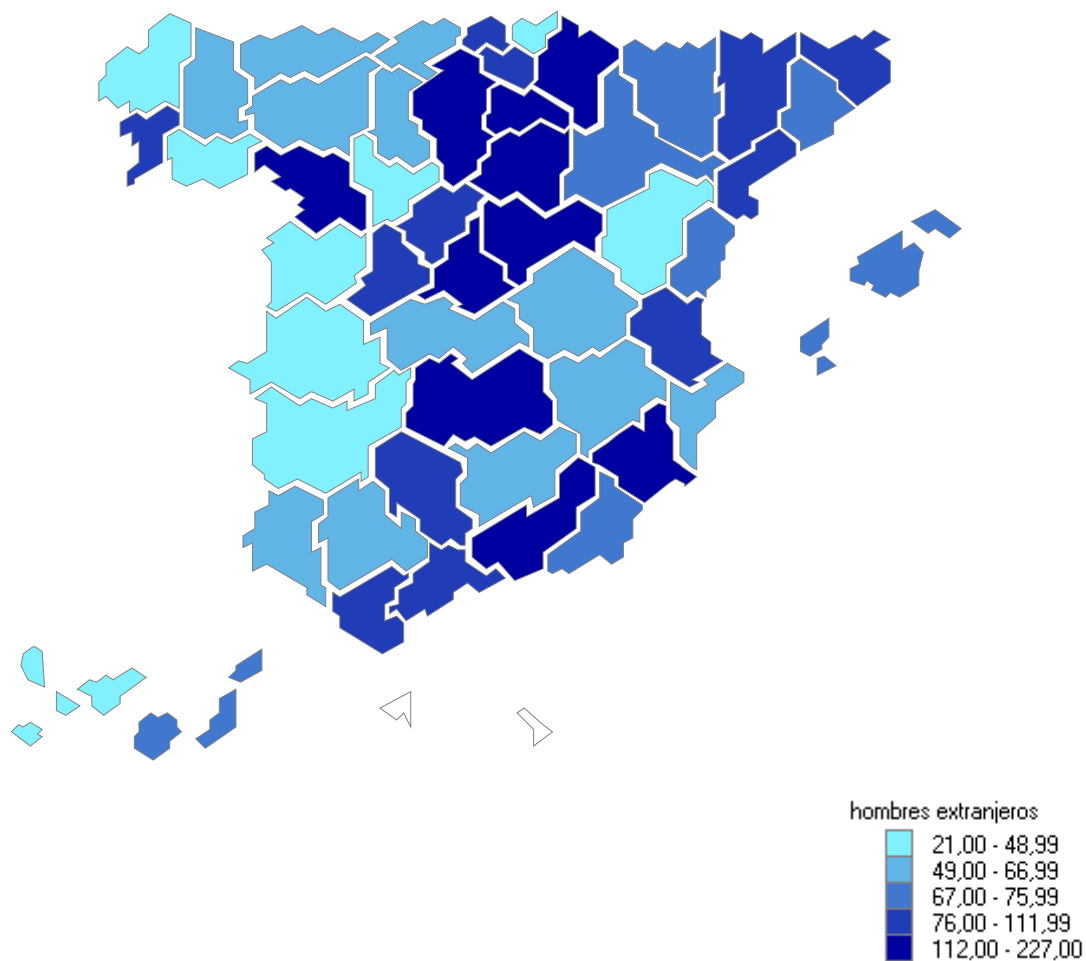
Provincias por número de denunciadas por cada 10.000 habitantes (mujeres españolas)



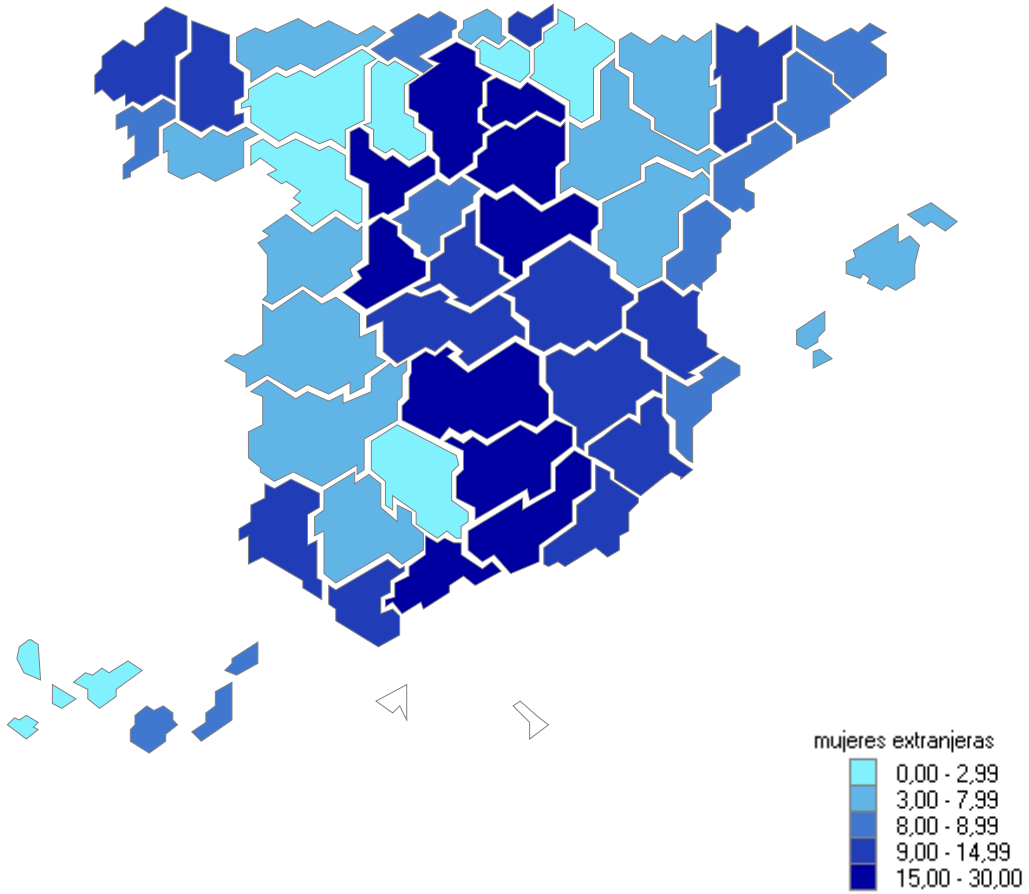
Provincias por número de denunciados por cada 10.000 habitantes (extranjeros)



Provincias por número de denunciados por cada 10.000 habitantes (hombres extranjeros)



Provincias por número de denunciadas por cada 10.000 habitantes (mujeres extranjeras)



VIOLENCIA DOMESTICA

| Provincia | Diligencias Previas | | | | | Procedimientos Abreviados | | | | | Juicios de Faltas | | | | |
|------------------------|----------------------|-------------|-------------|-----------|-------------------------|---------------------------|-------------|-------------|-----------|-------------------------|----------------------|-------------|-------------|-----------|-------------------------|
| | Pendientes al inicio | Registrados | Reiniciados | Resueltos | Pendientes al finalizar | Pendientes al inicio | Registrados | Reiniciados | Resueltos | Pendientes al finalizar | Pendientes al inicio | Registrados | Reiniciados | Resueltos | Pendientes al finalizar |
| ALMERIA | 2679 | 3451 | 8 | 4693 | 313 | 195 | 194 | 3 | 225 | 27 | 265 | 706 | 16 | 771 | 49 |
| CADIZ | 118 | 1664 | 3 | 1207 | 615 | 25 | 219 | 2 | 132 | 117 | 50 | 950 | 1 | 779 | 243 |
| CORDOBA | 62 | 756 | 2 | 719 | 101 | 8 | 103 | 0 | 68 | 43 | 25 | 583 | 0 | 570 | 42 |
| GRANADA | 69 | 1349 | 27 | 1174 | 290 | 16 | 120 | 3 | 96 | 46 | 102 | 668 | 15 | 712 | 113 |
| HUELVA | 50 | 652 | 1 | 557 | 146 | 15 | 62 | 0 | 38 | 39 | 74 | 554 | 0 | 502 | 126 |
| JAEN | 89 | 607 | 0 | 530 | 162 | 8 | 77 | 1 | 57 | 31 | 48 | 408 | 0 | 429 | 30 |
| MALAGA | 177 | 2142 | 6 | 1866 | 468 | 33 | 173 | 0 | 146 | 62 | 122 | 1989 | 1 | 1974 | 145 |
| SEVILLA | 40 | 1974 | 12 | 1447 | 629 | 9 | 188 | 1 | 97 | 112 | 52 | 1263 | 0 | 1064 | 317 |
| HUESCA | 8 | 126 | 0 | 96 | 33 | 3 | 17 | 0 | 10 | 10 | 11 | 83 | 0 | 85 | 9 |
| TERUEL | 0 | 16 | 0 | 13 | 3 | 0 | 1 | 0 | 1 | 0 | 0 | 39 | 0 | 34 | 5 |
| ZARAGOZA | 41 | 382 | 0 | 361 | 62 | 13 | 82 | 0 | 79 | 16 | 48 | 452 | 0 | 466 | 34 |
| ASTURIAS | 66 | 979 | 4 | 861 | 177 | 5 | 101 | 0 | 69 | 34 | 62 | 894 | 0 | 862 | 108 |
| ILLES BALEARES | 11 | 1332 | 24 | 932 | 453 | 1 | 74 | 0 | 39 | 36 | 11 | 858 | 0 | 732 | 184 |
| LAS PALMAS | 367 | 1578 | 22 | 1547 | 241 | 0 | 48 | 0 | 31 | 18 | 91 | 2158 | 1 | 2084 | 129 |
| SANTA CRUZ DE TENERIFE | 57 | 1159 | 2 | 795 | 428 | 7 | 141 | 0 | 82 | 70 | 139 | 1429 | 3 | 1432 | 147 |
| CANTABRIA | 7 | 173 | 2 | 127 | 53 | 0 | 22 | 1 | 10 | 14 | 4 | 331 | 1 | 297 | 45 |
| AVILA | 13 | 100 | 0 | 64 | 49 | 5 | 13 | 0 | 8 | 10 | 1 | 102 | 0 | 93 | 12 |
| BURGOS | 23 | 280 | 1 | 247 | 57 | 3 | 37 | 0 | 24 | 16 | 25 | 243 | 0 | 249 | 19 |
| LEON | 16 | 255 | 0 | 226 | 47 | 4 | 16 | 0 | 12 | 8 | 9 | 264 | 1 | 257 | 19 |
| PALENCIA | 11 | 126 | 1 | 122 | 16 | 4 | 17 | 0 | 16 | 5 | 2 | 80 | 0 | 82 | 0 |
| SALAMANCA | 8 | 132 | 1 | 127 | 11 | 0 | 12 | 0 | 8 | 4 | 7 | 116 | 0 | 113 | 10 |
| SEGOVIA | 10 | 118 | 0 | 86 | 42 | 3 | 10 | 0 | 7 | 6 | 17 | 128 | 0 | 122 | 23 |
| SORIA | 6 | 65 | 0 | 59 | 17 | 0 | 9 | 0 | 6 | 5 | 2 | 46 | 0 | 58 | 0 |
| VALLADOLID | 20 | 557 | 0 | 444 | 133 | 1 | 17 | 1 | 7 | 12 | 16 | 463 | 3 | 402 | 80 |
| ZAMORA | 14 | 129 | 0 | 106 | 34 | 1 | 7 | 0 | 3 | 5 | 13 | 72 | 0 | 72 | 12 |
| ALBACETE | 13 | 313 | 0 | 275 | 57 | 3 | 36 | 1 | 26 | 17 | 21 | 252 | 0 | 240 | 35 |
| CIUDAD REAL | 40 | 406 | 8 | 310 | 172 | 10 | 39 | 0 | 29 | 25 | 33 | 330 | 0 | 308 | 80 |
| CUENCA | 16 | 124 | 2 | 105 | 37 | 2 | 15 | 0 | 6 | 11 | 1 | 100 | 0 | 86 | 15 |
| GUADALAJARA | 13 | 304 | 1 | 254 | 59 | 0 | 20 | 2 | 12 | 10 | 2 | 119 | 5 | 95 | 24 |
| TOLEDO | 103 | 408 | 1 | 337 | 175 | 12 | 41 | 0 | 29 | 24 | 42 | 410 | 1 | 391 | 62 |
| BARCELONA | 303 | 2879 | 59 | 2097 | 1225 | 61 | 451 | 6 | 282 | 244 | 311 | 4371 | 17 | 4227 | 550 |
| GIRONA | 55 | 641 | 3 | 410 | 292 | 13 | 100 | 0 | 81 | 46 | 103 | 614 | 16 | 586 | 165 |
| LLEIDA | 25 | 300 | 4 | 260 | 71 | 1 | 35 | 0 | 31 | 7 | 54 | 309 | 0 | 346 | 18 |
| TARRAGONA | 16 | 728 | 2 | 479 | 242 | 2 | 56 | 1 | 23 | 33 | 7 | 657 | 2 | 604 | 100 |
| ALICANTE | 218 | 1436 | 21 | 1141 | 575 | 18 | 142 | 1 | 97 | 77 | 169 | 1864 | 7 | 1656 | 393 |
| CASTELLON | 44 | 434 | 0 | 262 | 216 | 2 | 13 | 0 | 2 | 13 | 30 | 368 | 0 | 335 | 63 |
| VALENCIA | 164 | 1839 | 2 | 1358 | 669 | 13 | 123 | 0 | 75 | 69 | 189 | 2294 | 9 | 2119 | 357 |
| BADAJOS | 22 | 376 | 1 | 339 | 60 | 3 | 19 | 0 | 11 | 11 | 11 | 376 | 0 | 375 | 13 |
| CACERES | 26 | 280 | 1 | 262 | 45 | 6 | 32 | 0 | 21 | 17 | 20 | 264 | 0 | 269 | 16 |
| A CORUÑA | 53 | 1053 | 13 | 946 | 185 | 16 | 91 | 0 | 51 | 56 | 26 | 746 | 0 | 696 | 106 |
| LUGO | 23 | 243 | 0 | 201 | 66 | 5 | 13 | 0 | 15 | 3 | 2 | 130 | 7 | 122 | 20 |
| OURENSE | 17 | 182 | 0 | 160 | 39 | 4 | 16 | 0 | 11 | 9 | 11 | 169 | 0 | 166 | 14 |
| PONTEVEDRA | 31 | 1273 | 0 | 1043 | 261 | 4 | 114 | 0 | 89 | 31 | 37 | 796 | 26 | 762 | 111 |
| MADRID | 471 | 5418 | 43 | 4428 | 1620 | 103 | 723 | 10 | 510 | 360 | 647 | 6350 | 36 | 6212 | 1159 |
| MURCIA | 90 | 1523 | 4 | 1133 | 538 | 12 | 154 | 0 | 90 | 61 | 148 | 1347 | 5 | 1250 | 303 |
| NAVARRA | 15 | 413 | 10 | 319 | 153 | 9 | 59 | 0 | 48 | 27 | 5 | 149 | 0 | 150 | 25 |
| ALAVA | 8 | 147 | 0 | 138 | 17 | 5 | 27 | 0 | 23 | 9 | 28 | 149 | 0 | 167 | 10 |
| GUIPUZCOA | 24 | 358 | 0 | 222 | 184 | 1 | 26 | 0 | 8 | 22 | 8 | 117 | 0 | 94 | 42 |
| VIZCAYA | 30 | 537 | 5 | 393 | 211 | 4 | 51 | 2 | 29 | 44 | 29 | 480 | 2 | 544 | 66 |
| LA RIOJA | 25 | 308 | 3 | 251 | 85 | 3 | 30 | 0 | 15 | 18 | 22 | 223 | 0 | 219 | 26 |
| Total | 5807 | 42025 | 299 | 35529 | 11834 | 671 | 4186 | 35 | 2885 | 1990 | 3152 | 37863 | 175 | 36260 | 5674 |

VIOLENCIA DOMESTICA

| Provincia | Juicios Rápidos | | | | | Procedimientos Jurado | | | | | Ejecutorias | | | | | |
|------------------------|----------------------|-------------|-------------|-----------|-------------------------|-----------------------|-------------|-------------|--|-----------|-------------------------|----------------------|-------------|-------------|-----------|-------------------------|
| | Pendientes al inicio | Registrados | Reiniciados | Resueltos | Pendientes al finalizar | Pendientes al inicio | Registrados | Reiniciados | | Resueltos | Pendientes al finalizar | Pendientes al inicio | Registradas | Reiniciados | Resueltas | Pendientes al finalizar |
| ALMERIA | 0 | 223 | 0 | 223 | 4 | 4 | 1 | 0 | | 4 | 0 | 210 | 241 | 0 | 128 | 69 |
| CADIZ | 0 | 437 | 0 | 420 | 17 | 0 | 4 | 0 | | 1 | 3 | 231 | 362 | 2 | 256 | 149 |
| CORDOBA | 0 | 328 | 0 | 312 | 16 | 0 | 2 | 0 | | 1 | 1 | 20 | 279 | 0 | 196 | 100 |
| GRANADA | 0 | 548 | 2 | 526 | 25 | 1 | 0 | 0 | | 1 | 0 | 52 | 299 | 4 | 233 | 110 |
| HUELVA | 0 | 246 | 0 | 241 | 5 | 1 | 1 | 0 | | 2 | 0 | 45 | 149 | 0 | 125 | 69 |
| JAEN | 0 | 269 | 0 | 258 | 13 | 0 | 3 | 0 | | 1 | 2 | 215 | 414 | 1 | 424 | 92 |
| MALAGA | 0 | 771 | 0 | 755 | 16 | 1 | 2 | 0 | | 2 | 2 | 508 | 1275 | 41 | 1209 | 325 |
| SEVILLA | 0 | 546 | 0 | 512 | 38 | 2 | 1 | 0 | | 2 | 1 | 16 | 447 | 3 | 318 | 171 |
| HUESCA | 0 | 49 | 0 | 49 | 0 | 0 | 0 | 0 | | 0 | 0 | 9 | 60 | 0 | 51 | 18 |
| TERUEL | 0 | 8 | 0 | 8 | 0 | 0 | 0 | 0 | | 0 | 0 | 0 | 26 | 0 | 17 | 9 |
| ZARAGOZA | 0 | 180 | 0 | 175 | 5 | 3 | 1 | 0 | | 2 | 2 | 13 | 234 | 5 | 197 | 55 |
| ASTURIAS | 0 | 248 | 0 | 246 | 2 | 0 | 2 | 0 | | 0 | 2 | 39 | 403 | 0 | 347 | 108 |
| ILLES BALEARES | 0 | 236 | 0 | 241 | 0 | 1 | 0 | 0 | | 1 | 0 | 3 | 189 | 0 | 95 | 105 |
| LAS PALMAS | 0 | 496 | 0 | 488 | 9 | 0 | 2 | 2 | | 2 | 2 | 111 | 693 | 30 | 445 | 283 |
| SANTA CRUZ DE TENERIFE | 0 | 340 | 0 | 333 | 8 | 4 | 3 | 1 | | 4 | 4 | 31 | 303 | 0 | 178 | 170 |
| CANTABRIA | 0 | 183 | 0 | 162 | 7 | 0 | 0 | 0 | | 0 | 0 | 210 | 211 | 1 | 152 | 42 |
| AVILA | 0 | 19 | 0 | 19 | 0 | 0 | 0 | 0 | | 0 | 0 | 2 | 34 | 0 | 20 | 16 |
| BURGOS | 0 | 35 | 0 | 35 | 0 | 0 | 0 | 0 | | 0 | 0 | 4 | 87 | 0 | 52 | 39 |
| LEON | 0 | 123 | 0 | 123 | 0 | 0 | 0 | 0 | | 0 | 0 | 110 | 115 | 0 | 176 | 49 |
| PALENCIA | 0 | 41 | 0 | 41 | 0 | 1 | 0 | 0 | | 1 | 0 | 11 | 62 | 0 | 50 | 27 |
| SALAMANCA | 0 | 57 | 0 | 56 | 1 | 0 | 2 | 0 | | 2 | 0 | 4 | 52 | 0 | 45 | 9 |
| SEGOVIA | 0 | 15 | 0 | 15 | 0 | 0 | 0 | 0 | | 0 | 0 | 6 | 37 | 0 | 32 | 11 |
| SORIA | 0 | 35 | 0 | 34 | 1 | 0 | 0 | 0 | | 0 | 0 | 2 | 24 | 0 | 13 | 13 |
| VALLADOLID | 0 | 143 | 0 | 142 | 1 | 1 | 1 | 0 | | 1 | 1 | 5 | 192 | 0 | 122 | 75 |
| ZAMORA | 0 | 27 | 0 | 27 | 0 | 0 | 0 | 0 | | 0 | 0 | 7 | 27 | 0 | 21 | 13 |
| ALBACETE | 0 | 108 | 0 | 101 | 7 | 0 | 0 | 0 | | 0 | 0 | 8 | 116 | 6 | 71 | 60 |
| CIUDAD REAL | 0 | 169 | 0 | 162 | 7 | 0 | 2 | 0 | | 0 | 2 | 12 | 151 | 1 | 84 | 89 |
| CUENCA | 0 | 32 | 0 | 30 | 2 | 0 | 0 | 0 | | 0 | 0 | 6 | 47 | 0 | 32 | 21 |
| GUADALAJARA | 0 | 50 | 0 | 50 | 0 | 0 | 0 | 0 | | 0 | 0 | 0 | 28 | 0 | 11 | 15 |
| TOLEDO | 0 | 126 | 0 | 125 | 1 | 0 | 1 | 0 | | 0 | 1 | 8 | 227 | 0 | 117 | 92 |
| BARCELONA | 0 | 1393 | 3 | 1369 | 27 | 4 | 23 | 0 | | 23 | 5 | 145 | 1457 | 14 | 1060 | 616 |
| GIRONA | 0 | 279 | 0 | 277 | 2 | 0 | 3 | 0 | | 1 | 2 | 16 | 166 | 1 | 114 | 70 |
| LLEIDA | 0 | 127 | 0 | 125 | 2 | 0 | 1 | 0 | | 0 | 1 | 23 | 161 | 1 | 132 | 53 |
| TARRAGONA | 0 | 229 | 0 | 220 | 11 | 0 | 1 | 0 | | 1 | 2 | 13 | 206 | 0 | 102 | 116 |
| ALICANTE | 0 | 486 | 0 | 466 | 20 | 2 | 3 | 0 | | 3 | 2 | 18 | 482 | 0 | 281 | 224 |
| CASTELLON | 0 | 116 | 0 | 111 | 5 | 0 | 0 | 0 | | 0 | 0 | 5 | 82 | 0 | 52 | 35 |
| VALENCIA | 0 | 632 | 8 | 632 | 8 | 3 | 5 | 1 | | 7 | 2 | 214 | 848 | 27 | 577 | 370 |
| BADAJOS | 0 | 166 | 0 | 164 | 1 | 0 | 1 | 0 | | 1 | 0 | 5 | 180 | 0 | 138 | 54 |
| CACERES | 0 | 93 | 0 | 93 | 0 | 0 | 0 | 0 | | 0 | 0 | 8 | 121 | 0 | 83 | 46 |
| A CORUÑA | 0 | 274 | 0 | 267 | 8 | 0 | 1 | 0 | | 0 | 1 | 15 | 224 | 1 | 174 | 78 |
| LUGO | 0 | 76 | 0 | 74 | 2 | 0 | 0 | 0 | | 0 | 0 | 3 | 41 | 0 | 27 | 17 |
| OURENSE | 0 | 62 | 0 | 62 | 0 | 0 | 0 | 0 | | 0 | 0 | 2 | 53 | 2 | 43 | 20 |
| PONTEVEDRA | 0 | 215 | 0 | 212 | 3 | 1 | 2 | 0 | | 1 | 2 | 11 | 185 | 0 | 114 | 87 |
| MADRID | 0 | 1387 | 0 | 1367 | 23 | 2 | 18 | 0 | | 13 | 7 | 247 | 2323 | 11 | 1773 | 951 |
| MURCIA | 0 | 441 | 0 | 439 | 2 | 0 | 1 | 0 | | 0 | 1 | 35 | 361 | 4 | 265 | 140 |
| NAVARRA | 0 | 70 | 0 | 70 | 1 | 1 | 2 | 0 | | 1 | 2 | 1 | 36 | 0 | 18 | 19 |
| ALAVA | 0 | 85 | 0 | 80 | 5 | 0 | 0 | 0 | | 0 | 0 | 7 | 89 | 0 | 86 | 10 |
| GUIPUZCOA | 0 | 50 | 0 | 46 | 4 | 0 | 0 | 0 | | 0 | 0 | 7 | 30 | 0 | 30 | 12 |
| VIZCAYA | 0 | 288 | 0 | 280 | 10 | 1 | 1 | 0 | | 3 | 0 | 7 | 201 | 1 | 150 | 73 |
| LA RIOJA | 0 | 83 | 0 | 81 | 2 | 0 | 0 | 0 | | 0 | 0 | 7 | 131 | 3 | 73 | 68 |
| Total | 0 | 12640 | 13 | 12344 | 321 | 33 | 90 | 4 | | 81 | 50 | 2687 | 14161 | 159 | 10509 | 5463 |

Partidos Judiciales

VIOLENCIA DOMESTICA

| Partido Judicial | Denuncias registradas | Denuncias retiradas | Ratio retiradas/ presentadas | TOTAL DE ASUNTOS | | | | | Sumarios | | | | |
|---------------------------|-----------------------|---------------------|------------------------------|----------------------|-------------|-------------|-----------|-------------------------|----------------------|-------------|-------------|-----------|-------------------------|
| | | | | Pendientes al inicio | Registrados | Reiniciados | Resueltos | Pendientes al finalizar | Pendientes al inicio | Registrados | Reiniciados | Resueltos | Pendientes al finalizar |
| ALMERIA | 461 | 70 | 15,18% | 3070 | 3428 | 22 | 4853 | 219 | 1 | 2 | 0 | 1 | 1 |
| BERJA | 50 | 1 | 2,00% | 0 | 152 | 1 | 127 | 26 | 0 | 1 | 1 | 2 | 0 |
| HUERCAL-OVERA | 73 | 18 | 24,66% | 0 | 77 | 2 | 66 | 13 | 0 | 0 | 0 | 0 | 0 |
| VERA | 87 | 2 | 2,30% | 25 | 117 | 0 | 117 | 25 | 0 | 0 | 0 | 0 | 0 |
| ROQUETAS DE MAR | 206 | 8 | 3,88% | 6 | 177 | 1 | 179 | 33 | 0 | 0 | 0 | 0 | 0 |
| VELEZ RUBIO | 150 | 16 | 10,67% | 0 | 13 | 0 | 11 | 2 | 0 | 0 | 0 | 0 | 0 |
| EL EJIDO | 243 | 12 | 4,94% | 41 | 586 | 2 | 554 | 75 | 0 | 3 | 0 | 2 | 1 |
| PURCHENA | 8 | 0 | 0,00% | 0 | 8 | 0 | 6 | 2 | 0 | 0 | 0 | 0 | 0 |
| CHICLANA DE LA FRONTERA | 144 | 11 | 7,64% | 5 | 189 | 0 | 155 | 39 | 0 | 0 | 0 | 0 | 0 |
| ARCOS DE LA FRONTERA | 116 | 20 | 17,24% | 0 | 144 | 0 | 99 | 45 | 0 | 0 | 0 | 0 | 0 |
| ALGECIRAS | 310 | 37 | 11,94% | 54 | 387 | 1 | 320 | 122 | 1 | 1 | 0 | 1 | 1 |
| CADIZ | 283 | 5 | 1,77% | 16 | 383 | 0 | 331 | 53 | 0 | 0 | 0 | 0 | 0 |
| SAN ROQUE | 58 | 1 | 1,72% | 8 | 56 | 0 | 57 | 7 | 0 | 0 | 0 | 0 | 0 |
| SANLUCAR DE BARRAMEDA | 221 | 6 | 2,71% | 8 | 229 | 2 | 216 | 23 | 0 | 0 | 0 | 0 | 0 |
| JEREZ DE LA FRONTERA | 509 | 83 | 16,31% | 29 | 727 | 1 | 492 | 282 | 0 | 1 | 0 | 1 | 0 |
| LA LINEA DE LA CONCEPCION | 160 | 2 | 1,25% | 1 | 158 | 0 | 99 | 60 | 1 | 1 | 0 | 2 | 0 |
| SAN FERNANDO | 68 | 2 | 2,94% | 0 | 60 | 0 | 50 | 10 | 0 | 1 | 0 | 0 | 1 |
| EL PUERTO DE SANTA MARIA | 130 | 6 | 4,62% | 2 | 142 | 0 | 105 | 39 | 1 | 0 | 0 | 1 | 0 |
| ROTA | 65 | 5 | 7,69% | 0 | 93 | 0 | 79 | 14 | 0 | 0 | 0 | 0 | 0 |
| CEUTA | 338 | 29 | 8,58% | 30 | 381 | 2 | 289 | 124 | 0 | 0 | 0 | 0 | 0 |
| PUERTO REAL | 91 | 4 | 4,40% | 43 | 148 | 0 | 115 | 76 | 0 | 0 | 0 | 0 | 0 |
| BARBATE DE FRANCO | 83 | 1 | 1,20% | 0 | 108 | 0 | 67 | 41 | 0 | 1 | 0 | 1 | 0 |
| UBRIQUE | 60 | 2 | 3,33% | 0 | 74 | 0 | 71 | 62 | 0 | 0 | 0 | 0 | 0 |
| MONTORO | 50 | 10 | 20,00% | 0 | 56 | 0 | 53 | 3 | 0 | 1 | 0 | 1 | 0 |
| AGUILAR | 33 | 0 | 0,00% | 0 | 29 | 0 | 27 | 2 | 0 | 0 | 0 | 0 | 0 |
| POZOBLANCO | 41 | 14 | 34,15% | 3 | 62 | 0 | 63 | 2 | 0 | 0 | 0 | 0 | 0 |
| BAENA | 38 | 0 | 0,00% | 3 | 28 | 0 | 27 | 4 | 0 | 0 | 0 | 0 | 0 |
| POSADAS | 107 | 2 | 1,87% | 0 | 139 | 0 | 111 | 32 | 0 | 0 | 0 | 0 | 0 |
| PEÑARROYA-PUEBLONUEVO | 75 | 6 | 8,00% | 0 | 93 | 0 | 89 | 4 | 0 | 0 | 0 | 0 | 0 |
| LUCENA | 80 | 5 | 6,25% | 32 | 138 | 0 | 159 | 11 | 0 | 0 | 0 | 0 | 0 |
| CORDOBA | 648 | 97 | 14,97% | 26 | 908 | 2 | 833 | 103 | 1 | 1 | 0 | 1 | 1 |
| PRIEGO DE CORDOBA | 53 | 7 | 13,21% | 0 | 55 | 0 | 46 | 9 | 0 | 0 | 0 | 0 | 0 |
| CABRA | 62 | 2 | 3,23% | 9 | 73 | 0 | 75 | 7 | 0 | 1 | 0 | 0 | 1 |
| MONTILLA | 51 | 0 | 0,00% | 9 | 85 | 0 | 72 | 22 | 0 | 1 | 0 | 1 | 0 |
| PUENTE-GENIL | 68 | 0 | 0,00% | 14 | 110 | 0 | 118 | 6 | 0 | 0 | 0 | 0 | 0 |
| LOJA | 76 | 1 | 1,32% | 0 | 92 | 0 | 75 | 17 | 0 | 2 | 0 | 2 | 0 |
| GUADIX | 61 | 27 | 44,26% | 33 | 100 | 0 | 94 | 39 | 0 | 1 | 0 | 0 | 1 |
| GRANADA | 1538 | 179 | 11,64% | 91 | 1885 | 43 | 1742 | 301 | 2 | 4 | 0 | 4 | 2 |
| MOTRIL | 259 | 29 | 11,20% | 4 | 302 | 4 | 285 | 63 | 0 | 0 | 0 | 0 | 0 |
| ORGIVA | 37 | 7 | 18,92% | 17 | 32 | 0 | 45 | 4 | 0 | 0 | 0 | 0 | 0 |
| BAZA | 38 | 12 | 31,58% | 0 | 37 | 0 | 30 | 7 | 0 | 0 | 0 | 0 | 0 |
| SANTA FE | 111 | 13 | 11,71% | 46 | 136 | 0 | 160 | 23 | 1 | 0 | 0 | 1 | 0 |
| HUESCAR | 30 | 2 | 6,67% | 0 | 37 | 0 | 36 | 1 | 0 | 0 | 0 | 0 | 0 |
| ALMUÑECAR | 66 | 3 | 4,55% | 0 | 71 | 0 | 49 | 22 | 0 | 0 | 0 | 0 | 0 |
| ARACENA | 41 | 2 | 4,88% | 4 | 50 | 0 | 37 | 17 | 0 | 0 | 0 | 0 | 0 |
| HUELVA | 373 | 33 | 8,85% | 56 | 620 | 1 | 579 | 98 | 0 | 1 | 0 | 1 | 0 |
| LA PALMA DEL CONDADO | 118 | 2 | 1,69% | 5 | 129 | 0 | 123 | 11 | 1 | 0 | 0 | 1 | 0 |
| VALVERDE DEL CAMINO | 37 | 2 | 5,41% | 7 | 67 | 0 | 47 | 27 | 0 | 0 | 0 | 0 | 0 |
| AYAMONTE | 227 | 34 | 14,98% | 40 | 537 | 0 | 448 | 129 | 1 | 1 | 0 | 1 | 1 |

VIOLENCIA DOMESTICA

| Partido Judicial | Denuncias registradas | Denuncias retiradas | Ratio retiradas/ presentadas | TOTAL DE ASUNTOS | | | | | Sumarios | | | | |
|----------------------|-----------------------|---------------------|------------------------------|----------------------|-------------|-------------|-----------|-------------------------|----------------------|-------------|-------------|-----------|-------------------------|
| | | | | Pendientes al inicio | Registrados | Reiniciados | Resueltos | Pendientes al finalizar | Pendientes al inicio | Registrados | Reiniciados | Resueltos | Pendientes al finalizar |
| MOGUER | 68 | 12 | 17,65% | 30 | 115 | 0 | 110 | 35 | 0 | 1 | 0 | 1 | 0 |
| JAEN | 375 | 60 | 16,00% | 26 | 479 | 1 | 423 | 72 | 2 | 2 | 0 | 2 | 2 |
| ALCALA LA REAL | 76 | 10 | 13,16% | 1 | 81 | 0 | 83 | 10 | 0 | 0 | 0 | 2 | 0 |
| LA CAROLINA | 104 | 6 | 5,77% | 71 | 107 | 0 | 168 | 10 | 0 | 0 | 0 | 0 | 0 |
| ANDUJAR | 91 | 2 | 2,20% | 0 | 93 | 0 | 57 | 41 | 0 | 0 | 0 | 0 | 0 |
| BAEZA | 20 | 6 | 30,00% | 2 | 25 | 0 | 24 | 3 | 0 | 0 | 0 | 0 | 0 |
| LINARES | 172 | 20 | 11,63% | 5 | 197 | 0 | 152 | 50 | 0 | 1 | 0 | 1 | 0 |
| VILLACARRILLO | 70 | 9 | 12,86% | 35 | 115 | 0 | 116 | 34 | 0 | 1 | 0 | 0 | 1 |
| CAZORLA | 33 | 6 | 18,18% | 7 | 61 | 0 | 52 | 16 | 0 | 0 | 0 | 0 | 0 |
| MARTOS | 70 | 3 | 4,29% | 0 | 96 | 0 | 93 | 3 | 0 | 0 | 0 | 0 | 0 |
| UBEDA | 116 | 5 | 4,31% | 0 | 114 | 0 | 112 | 2 | 0 | 0 | 0 | 0 | 0 |
| ANTEQUERA | 77 | 15 | 19,48% | 25 | 121 | 0 | 136 | 10 | 0 | 0 | 0 | 0 | 0 |
| VELEZ MALAGA | 169 | 20 | 11,83% | 69 | 245 | 0 | 253 | 61 | 0 | 0 | 0 | 0 | 0 |
| MALAGA | 2168 | 255 | 11,76% | 133 | 2707 | 5 | 2635 | 213 | 0 | 4 | 0 | 0 | 4 |
| RONDA | 74 | 2 | 2,70% | 8 | 96 | 0 | 87 | 22 | 0 | 1 | 0 | 1 | 0 |
| FUENGIROLA | 204 | 25 | 12,25% | 0 | 220 | 0 | 177 | 55 | 0 | 1 | 0 | 1 | 0 |
| MARBELLA | 268 | 31 | 11,57% | 27 | 339 | 1 | 237 | 129 | 0 | 1 | 0 | 0 | 1 |
| ESTEPONA | 320 | 35 | 10,94% | 0 | 233 | 0 | 186 | 47 | 0 | 0 | 0 | 0 | 0 |
| MELILLA | 401 | 47 | 11,72% | 50 | 458 | 1 | 458 | 51 | 1 | 1 | 0 | 2 | 0 |
| TORROX | 96 | 19 | 19,79% | 0 | 127 | 0 | 109 | 18 | 0 | 0 | 0 | 0 | 0 |
| COIN | 79 | 0 | 0,00% | 0 | 92 | 1 | 71 | 22 | 0 | 1 | 1 | 1 | 1 |
| ARCHIDONA | 51 | 3 | 5,88% | 0 | 70 | 0 | 57 | 13 | 0 | 0 | 0 | 0 | 0 |
| TORREMOLINOS | 327 | 56 | 17,13% | 22 | 378 | 0 | 342 | 58 | 0 | 0 | 0 | 0 | 0 |
| OSUNA | 45 | 5 | 11,11% | 2 | 65 | 0 | 56 | 13 | 0 | 0 | 0 | 0 | 0 |
| CAZALLA DE LA SIERRA | 78 | 7 | 8,97% | 22 | 154 | 4 | 83 | 97 | 0 | 0 | 0 | 0 | 0 |
| SANLUCAR LA MAYOR | 182 | 14 | 7,69% | 9 | 197 | 0 | 132 | 74 | 1 | 0 | 0 | 1 | 0 |
| CARMONA | 70 | 2 | 2,86% | 0 | 65 | 0 | 48 | 17 | 0 | 0 | 0 | 0 | 0 |
| LORA DEL RIO | 106 | 48 | 45,28% | 0 | 158 | 0 | 141 | 17 | 0 | 1 | 0 | 0 | 1 |
| SEVILLA | 1534 | 225 | 14,67% | 47 | 2243 | 8 | 1831 | 573 | 0 | 1 | 0 | 1 | 0 |
| MORON DE LA FRONTERA | 78 | 0 | 0,00% | 0 | 109 | 0 | 101 | 18 | 0 | 0 | 0 | 0 | 0 |
| LEBRIJA | 109 | 24 | 22,02% | 0 | 132 | 0 | 130 | 2 | 0 | 1 | 0 | 0 | 1 |
| UTRERA | 197 | 5 | 2,54% | 0 | 232 | 0 | 154 | 78 | 0 | 0 | 0 | 0 | 0 |
| ECIJA | 44 | 9 | 20,45% | 3 | 44 | 0 | 38 | 9 | 0 | 0 | 0 | 0 | 0 |
| ALCALA DE GUADAIRA | 70 | 14 | 20,00% | 5 | 87 | 1 | 76 | 16 | 1 | 0 | 0 | 0 | 0 |
| DOS HERMANAS | 195 | 11 | 5,64% | 0 | 226 | 0 | 112 | 118 | 0 | 0 | 0 | 0 | 0 |
| MARCHENA | 63 | 4 | 6,35% | 13 | 80 | 0 | 67 | 26 | 0 | 1 | 0 | 0 | 1 |
| CORIA DEL RIO | 85 | 3 | 3,53% | 4 | 133 | 0 | 115 | 31 | 1 | 0 | 0 | 1 | 0 |
| ESTEPA | 46 | 13 | 28,26% | 2 | 54 | 0 | 43 | 13 | 1 | 3 | 0 | 2 | 2 |
| BARBASTRO | 34 | 13 | 38,24% | 12 | 47 | 0 | 50 | 9 | 0 | 0 | 0 | 0 | 0 |
| BOLTAÑA | 4 | 0 | 0,00% | 0 | 5 | 0 | 5 | 0 | 0 | 0 | 0 | 0 | 0 |
| FRAGA | 13 | 6 | 46,15% | 3 | 18 | 0 | 17 | 4 | 0 | 0 | 0 | 0 | 0 |
| HUESCA | 72 | 12 | 16,67% | 9 | 88 | 0 | 79 | 13 | 2 | 1 | 0 | 3 | 0 |
| JACA | 54 | 0 | 0,00% | 0 | 56 | 0 | 41 | 15 | 0 | 1 | 0 | 0 | 1 |
| MONZÓN | 42 | 3 | 7,14% | 0 | 63 | 0 | 51 | 12 | 0 | 0 | 0 | 0 | 0 |
| ALCAÑIZ | 37 | 3 | 8,11% | 0 | 41 | 0 | 38 | 3 | 0 | 0 | 0 | 0 | 0 |
| CALAMOCHA | 6 | 0 | 0,00% | 0 | 8 | 0 | 6 | 2 | 0 | 0 | 0 | 0 | 0 |
| TERUEL | 16 | 2 | 12,50% | 0 | 15 | 0 | 12 | 3 | 0 | 0 | 0 | 0 | 0 |
| CALATAYUD | 15 | 0 | 0,00% | 9 | 27 | 0 | 31 | 5 | 0 | 0 | 0 | 0 | 0 |
| TARAZONA | 30 | 16 | 53,33% | 0 | 59 | 0 | 52 | 7 | 0 | 0 | 0 | 0 | 0 |
| ZARAGOZA | 714 | 88 | 12,32% | 97 | 945 | 0 | 941 | 101 | 1 | 2 | 0 | 1 | 2 |

VIOLENCIA DOMESTICA

| Partido Judicial | Denuncias registradas | Denuncias retiradas | Ratio retiradas/ presentadas | TOTAL DE ASUNTOS | | | | | Sumarios | | | | |
|-----------------------------|-----------------------|---------------------|------------------------------|----------------------|-------------|-------------|-----------|-------------------------|----------------------|-------------|-------------|-----------|-------------------------|
| | | | | Pendientes al inicio | Registrados | Reiniciados | Resueltos | Pendientes al finalizar | Pendientes al inicio | Registrados | Reiniciados | Resueltos | Pendientes al finalizar |
| CASPE | 17 | 7 | 41,18% | 0 | 17 | 0 | 16 | 1 | 0 | 0 | 0 | 0 | 0 |
| EJEA DE LOS CABALLEROS | 25 | 9 | 36,00% | 0 | 30 | 0 | 26 | 4 | 0 | 0 | 0 | 0 | 0 |
| DAROCA | 3 | 0 | 0,00% | 0 | 4 | 0 | 4 | 0 | 0 | 0 | 0 | 0 | 0 |
| LA ALMUNIA DE DOÑA GODINA | 12 | 1 | 8,33% | 0 | 17 | 0 | 14 | 3 | 0 | 0 | 0 | 0 | 0 |
| CANGAS DE NARCEA | 15 | 3 | 20,00% | 0 | 14 | 0 | 14 | 0 | 0 | 0 | 0 | 0 | 0 |
| LENA | 40 | 7 | 17,50% | 8 | 65 | 0 | 60 | 13 | 0 | 0 | 0 | 0 | 0 |
| CANGAS DE ONIS | 16 | 1 | 6,25% | 0 | 15 | 0 | 14 | 1 | 0 | 0 | 0 | 0 | 0 |
| AVILES | 325 | 86 | 26,46% | 31 | 467 | 4 | 419 | 83 | 1 | 1 | 0 | 2 | 0 |
| GRADO | 32 | 1 | 3,13% | 17 | 45 | 0 | 50 | 6 | 0 | 0 | 0 | 0 | 0 |
| SIERO | 67 | 10 | 14,93% | 0 | 88 | 0 | 74 | 16 | 0 | 2 | 0 | 1 | 1 |
| CASTROPOL | 50 | 0 | 0,00% | 0 | 85 | 0 | 66 | 19 | 0 | 0 | 0 | 0 | 0 |
| GIJON | 445 | 44 | 9,89% | 42 | 545 | 0 | 516 | 71 | 1 | 0 | 0 | 1 | 0 |
| LAVIANA | 50 | 7 | 14,00% | 7 | 63 | 0 | 68 | 18 | 0 | 0 | 0 | 0 | 0 |
| OVIEDO | 281 | 72 | 25,62% | 8 | 387 | 0 | 345 | 43 | 1 | 0 | 0 | 1 | 0 |
| LLANES | 23 | 2 | 8,70% | 0 | 24 | 0 | 21 | 3 | 0 | 0 | 0 | 0 | 0 |
| MIERES | 126 | 28 | 22,22% | 22 | 152 | 0 | 155 | 19 | 1 | 0 | 0 | 1 | 0 |
| LANGREO | 120 | 8 | 6,67% | 1 | 182 | 0 | 163 | 15 | 0 | 0 | 0 | 0 | 0 |
| TINEO | 6 | 0 | 0,00% | 0 | 6 | 0 | 6 | 0 | 0 | 0 | 0 | 0 | 0 |
| LUARCA (VALDES) | 18 | 7 | 38,89% | 0 | 28 | 0 | 27 | 1 | 0 | 0 | 0 | 0 | 0 |
| PRAVIA | 19 | 0 | 0,00% | 0 | 19 | 0 | 14 | 5 | 0 | 0 | 0 | 0 | 0 |
| VILLAVICIOSA | 15 | 5 | 33,33% | 0 | 11 | 0 | 6 | 5 | 0 | 0 | 0 | 0 | 0 |
| PILOÑA-INFIESTO | 18 | 7 | 38,89% | 1 | 31 | 0 | 26 | 6 | 0 | 0 | 0 | 0 | 0 |
| MAO | 72 | 27 | 37,50% | 0 | 99 | 0 | 86 | 13 | 0 | 0 | 0 | 0 | 0 |
| INCA | 240 | 50 | 20,83% | 0 | 231 | 0 | 181 | 43 | 0 | 0 | 0 | 0 | 0 |
| PALMA DE MALLORCA | 1416 | 293 | 20,69% | 0 | 1547 | 23 | 1159 | 468 | 0 | 2 | 0 | 2 | 0 |
| MANACOR | 147 | 4 | 2,72% | 0 | 154 | 0 | 145 | 29 | 0 | 0 | 0 | 0 | 0 |
| EIVISSA | 296 | 30 | 10,14% | 6 | 351 | 1 | 274 | 84 | 0 | 0 | 0 | 0 | 0 |
| CIUTADELLA DE MENORCA | 91 | 10 | 10,99% | 18 | 123 | 0 | 105 | 36 | 0 | 3 | 0 | 3 | 0 |
| ARRECIFE | 401 | 78 | 19,45% | 397 | 591 | 0 | 713 | 95 | 0 | 0 | 0 | 0 | 0 |
| LAS PALMAS DE GRAN CANARIA | 1008 | 218 | 21,63% | 0 | 1377 | 25 | 1318 | 85 | 0 | 2 | 0 | 1 | 1 |
| PUERTO DEL ROSARIO | 288 | 27 | 9,38% | 0 | 290 | 0 | 220 | 70 | 0 | 0 | 0 | 0 | 0 |
| SANTA MARIA DE GUIA DE GRAN | 256 | 35 | 13,67% | 25 | 243 | 0 | 257 | 6 | 0 | 0 | 0 | 0 | 0 |
| TELDE | 750 | 111 | 14,80% | 0 | 869 | 0 | 775 | 64 | 0 | 0 | 0 | 0 | 0 |
| SAN BARTOLOME DE TIRAJANA | 488 | 66 | 13,52% | 36 | 687 | 0 | 677 | 46 | 0 | 3 | 0 | 2 | 1 |
| ARUCAS | 219 | 19 | 8,68% | 1 | 230 | 0 | 195 | 36 | 1 | 0 | 0 | 0 | 1 |
| GRANADILLA DE ABONA | 155 | 33 | 21,29% | 1 | 164 | 3 | 122 | 49 | 0 | 0 | 0 | 0 | 1 |
| SAN SEBASTIAN DE LA GOMERA | 22 | 1 | 4,55% | 0 | 49 | 0 | 34 | 15 | 0 | 0 | 0 | 0 | 0 |
| SANTA CRUZ DE TENERIFE | 484 | 119 | 24,59% | 107 | 599 | 1 | 633 | 74 | 1 | 2 | 1 | 3 | 1 |
| SANTA CRUZ DE LA PALMA | 143 | 2 | 1,40% | 15 | 175 | 0 | 177 | 29 | 0 | 0 | 0 | 0 | 0 |
| ICOD DE LOS VINOS | 136 | 7 | 5,15% | 22 | 167 | 0 | 148 | 41 | 1 | 0 | 0 | 0 | 1 |
| VALVERDE | 26 | 3 | 11,54% | 3 | 39 | 0 | 29 | 13 | 0 | 0 | 0 | 0 | 0 |
| LA LAGUNA | 613 | 29 | 4,73% | 25 | 678 | 0 | 590 | 102 | 0 | 1 | 0 | 0 | 1 |
| LA OROTAVA | 267 | 9 | 3,37% | 0 | 298 | 0 | 208 | 90 | 0 | 1 | 0 | 0 | 1 |
| LOS LLANOS DE ARIDANE | 95 | 4 | 4,21% | 0 | 145 | 1 | 106 | 40 | 0 | 1 | 0 | 1 | 0 |
| PUERTO DE LA CRUZ | 75 | 12 | 16,00% | 0 | 89 | 2 | 70 | 25 | 0 | 0 | 0 | 0 | 0 |
| GÜIMAR | 226 | 14 | 6,19% | 32 | 216 | 0 | 208 | 45 | 0 | 0 | 0 | 0 | 0 |
| ARONA | 332 | 21 | 6,33% | 9 | 458 | 0 | 330 | 139 | 5 | 0 | 0 | 5 | 0 |
| TORRELAVEGA | 156 | 18 | 11,54% | 8 | 220 | 0 | 186 | 42 | 0 | 1 | 0 | 0 | 1 |
| LAREDO | 57 | 13 | 22,81% | 0 | 55 | 1 | 49 | 7 | 0 | 0 | 0 | 0 | 0 |
| SANTANDER | 198 | 2 | 1,01% | 0 | 209 | 0 | 168 | 48 | 0 | 0 | 0 | 0 | 0 |

VIOLENCIA DOMESTICA

| Partido Judicial | Denuncias registradas | Denuncias retiradas | Ratio retiradas/ presentadas | TOTAL DE ASUNTOS | | | | | Sumarios | | | | |
|------------------------------|-----------------------|---------------------|------------------------------|----------------------|-------------|-------------|-----------|-------------------------|----------------------|-------------|-------------|-----------|-------------------------|
| | | | | Pendientes al inicio | Registrados | Reiniciados | Resueltos | Pendientes al finalizar | Pendientes al inicio | Registrados | Reiniciados | Resueltos | Pendientes al finalizar |
| SAN VICENTE DE LA BARQUERA | 7 | 0 | 0,00% | 0 | 7 | 0 | 6 | 1 | 0 | 0 | 0 | 0 | 0 |
| REINOSA | 20 | 1 | 5,00% | 0 | 78 | 0 | 58 | 4 | 0 | 0 | 0 | 0 | 0 |
| SANTOÑA | 266 | 8 | 3,01% | 0 | 43 | 3 | 33 | 13 | 0 | 1 | 0 | 1 | 0 |
| MEDIO CUDEYO | 24 | 5 | 20,83% | 0 | 47 | 0 | 47 | 0 | 0 | 0 | 0 | 0 | 0 |
| CASTRO URDIALES | 60 | 11 | 18,33% | 3 | 51 | 0 | 49 | 5 | 0 | 1 | 0 | 1 | 0 |
| AREVALO | 22 | 0 | 0,00% | 0 | 22 | 0 | 17 | 5 | 0 | 0 | 0 | 0 | 0 |
| ARENAS DE SAN PEDRO | 37 | 1 | 2,70% | 3 | 40 | 0 | 20 | 23 | 0 | 0 | 0 | 0 | 0 |
| AVILA | 122 | 19 | 15,57% | 16 | 163 | 0 | 139 | 40 | 0 | 0 | 0 | 0 | 0 |
| PIEDRAHITA | 10 | 0 | 0,00% | 0 | 9 | 0 | 8 | 3 | 0 | 0 | 0 | 0 | 0 |
| BURGOS | 273 | 57 | 20,88% | 40 | 378 | 0 | 363 | 51 | 0 | 2 | 0 | 1 | 1 |
| ARANDA DE DUERO | 60 | 8 | 13,33% | 0 | 64 | 0 | 45 | 19 | 0 | 0 | 0 | 0 | 0 |
| VILLARCAYO | 25 | 5 | 20,00% | 5 | 22 | 0 | 27 | 0 | 0 | 0 | 0 | 0 | 0 |
| MIRANDA DE EBRO | 65 | 3 | 4,62% | 6 | 109 | 1 | 94 | 22 | 0 | 0 | 0 | 0 | 0 |
| LERMA | 6 | 0 | 0,00% | 0 | 1 | 0 | 0 | 1 | 0 | 0 | 0 | 0 | 0 |
| BRIVIESCA | 20 | 4 | 20,00% | 0 | 14 | 0 | 14 | 0 | 0 | 0 | 0 | 0 | 0 |
| SALAS DE LOS INFANTES | 7 | 3 | 42,86% | 0 | 13 | 0 | 13 | 0 | 0 | 0 | 0 | 0 | 0 |
| SAHAGUN | 3 | 0 | 0,00% | 0 | 3 | 0 | 3 | 0 | 0 | 0 | 0 | 0 | 0 |
| LEON | 284 | 55 | 19,37% | 19 | 305 | 0 | 288 | 36 | 0 | 1 | 0 | 0 | 1 |
| LA BAÑEZA | 56 | 4 | 7,14% | 0 | 67 | 0 | 63 | 4 | 0 | 0 | 0 | 0 | 0 |
| PONFERRADA | 175 | 28 | 16,00% | 0 | 180 | 0 | 164 | 20 | 0 | 0 | 0 | 0 | 0 |
| ASTORGA | 35 | 16 | 45,71% | 10 | 55 | 1 | 53 | 13 | 0 | 0 | 0 | 0 | 0 |
| CISTIerna | 7 | 1 | 14,29% | 0 | 12 | 0 | 11 | 1 | 0 | 0 | 0 | 0 | 0 |
| VILLABLINO | 19 | 4 | 21,05% | 0 | 37 | 0 | 36 | 1 | 0 | 0 | 0 | 0 | 0 |
| PALENCIA | 160 | 20 | 12,50% | 19 | 226 | 1 | 230 | 16 | 1 | 0 | 0 | 1 | 0 |
| CARRION DE LOS CONDES | 8 | 0 | 0,00% | 0 | 8 | 0 | 8 | 0 | 0 | 0 | 0 | 0 | 0 |
| CERVERA DE PISUERGA | 21 | 4 | 19,05% | 0 | 30 | 0 | 25 | 5 | 0 | 0 | 0 | 0 | 0 |
| SALAMANCA | 230 | 54 | 23,48% | 9 | 248 | 1 | 237 | 18 | 1 | 0 | 0 | 1 | 0 |
| CIUDAD RODRIGO | 13 | 2 | 15,38% | 0 | 13 | 0 | 13 | 0 | 0 | 0 | 0 | 0 | 0 |
| VITIGUDINO | 7 | 3 | 42,86% | 0 | 7 | 0 | 6 | 1 | 0 | 0 | 0 | 0 | 0 |
| BEJAR | 33 | 16 | 48,48% | 5 | 43 | 0 | 41 | 7 | 0 | 1 | 0 | 1 | 0 |
| PEÑARANDA DE BRACAMONTE | 8 | 2 | 25,00% | 2 | 10 | 0 | 11 | 1 | 0 | 1 | 0 | 0 | 1 |
| SEGOVIA | 169 | 7 | 4,14% | 24 | 187 | 0 | 169 | 43 | 0 | 1 | 0 | 1 | 0 |
| CUELLAR | 23 | 11 | 47,83% | 0 | 25 | 0 | 23 | 2 | 0 | 0 | 0 | 0 | 0 |
| SEPULVEDA | 20 | 4 | 20,00% | 0 | 38 | 0 | 21 | 17 | 0 | 0 | 0 | 0 | 0 |
| SANTA MARIA LA REAL DE NIEVA | 18 | 0 | 0,00% | 4 | 21 | 0 | 16 | 9 | 0 | 0 | 0 | 0 | 0 |
| ALMAZAN | 17 | 0 | 0,00% | 8 | 23 | 0 | 18 | 13 | 0 | 0 | 0 | 0 | 0 |
| BURGO DE OSMA | 18 | 2 | 11,11% | 0 | 27 | 0 | 25 | 2 | 0 | 1 | 0 | 1 | 0 |
| SORIA | 104 | 8 | 7,69% | 0 | 106 | 0 | 115 | 8 | 0 | 0 | 0 | 0 | 0 |
| VALLADOLID | 701 | 59 | 8,42% | 36 | 1046 | 2 | 877 | 207 | 1 | 2 | 1 | 1 | 3 |
| MEDINA DEL CAMPO | 75 | 7 | 9,33% | 4 | 122 | 3 | 110 | 19 | 1 | 0 | 0 | 1 | 0 |
| MEDINA DE RIOSECO | 14 | 1 | 7,14% | 0 | 15 | 0 | 11 | 4 | 0 | 0 | 0 | 0 | 0 |
| TORO | 34 | 4 | 11,76% | 10 | 33 | 0 | 36 | 5 | 0 | 0 | 0 | 0 | 0 |
| ZAMORA | 144 | 11 | 7,64% | 16 | 163 | 0 | 144 | 33 | 0 | 0 | 0 | 0 | 0 |
| BENAVENTE | 27 | 4 | 14,81% | 0 | 29 | 0 | 20 | 9 | 0 | 0 | 0 | 0 | 0 |
| PUEBLA DE SANABRIA | 7 | 0 | 0,00% | 0 | 8 | 0 | 5 | 3 | 0 | 0 | 0 | 0 | 0 |
| VILLALPANDO | 2 | 0 | 0,00% | 2 | 2 | 0 | 3 | 1 | 0 | 0 | 0 | 0 | 0 |
| ALBACETE | 187 | 16 | 8,56% | 0 | 277 | 1 | 244 | 45 | 0 | 1 | 0 | 1 | 0 |
| ALCARAZ | 8 | 1 | 12,50% | 4 | 15 | 0 | 19 | 0 | 0 | 0 | 0 | 0 | 0 |
| ALMANSA | 107 | 15 | 14,02% | 0 | 154 | 0 | 133 | 21 | 0 | 0 | 0 | 0 | 0 |
| HELLIN | 109 | 15 | 13,76% | 20 | 162 | 0 | 160 | 22 | 0 | 0 | 0 | 0 | 0 |

VIOLENCIA DOMESTICA

| Partido Judicial | Denuncias registradas | Denuncias retiradas | Ratio retiradas/ presentadas | TOTAL DE ASUNTOS | | | | | Sumarios | | | | |
|----------------------------|-----------------------|---------------------|------------------------------|----------------------|-------------|-------------|-----------|-------------------------|----------------------|-------------|-------------|-----------|-------------------------|
| | | | | Pendientes al inicio | Registrados | Reiniciados | Resueltos | Pendientes al finalizar | Pendientes al inicio | Registrados | Reiniciados | Resueltos | Pendientes al finalizar |
| LA RODA | 19 | 5 | 26,32% | 5 | 23 | 0 | 27 | 1 | 0 | 0 | 0 | 0 | 0 |
| VILLAROBLEDO | 31 | 1 | 3,23% | 0 | 51 | 0 | 28 | 23 | 0 | 0 | 0 | 0 | 0 |
| CASAS IBÁÑEZ | 16 | 7 | 43,75% | 8 | 29 | 0 | 33 | 4 | 0 | 1 | 0 | 1 | 0 |
| ALCAZAR DE SAN JUAN | 77 | 8 | 10,39% | 8 | 64 | 0 | 62 | 28 | 0 | 1 | 0 | 0 | 1 |
| CIUDAD REAL | 184 | 19 | 10,33% | 14 | 258 | 0 | 260 | 54 | 0 | 1 | 0 | 0 | 1 |
| DAIMIEL | 26 | 5 | 19,23% | 0 | 29 | 0 | 26 | 3 | 0 | 0 | 0 | 0 | 0 |
| MANZANARES | 43 | 9 | 20,93% | 0 | 48 | 6 | 48 | 4 | 0 | 0 | 0 | 0 | 0 |
| VALDEPEÑAS | 63 | 4 | 6,35% | 0 | 79 | 0 | 68 | 11 | 0 | 0 | 0 | 0 | 0 |
| VILLANUEVA DE LOS INFANTES | 28 | 0 | 0,00% | 13 | 53 | 1 | 59 | 8 | 0 | 0 | 0 | 0 | 0 |
| PUERTOLLANO | 129 | 8 | 6,20% | 30 | 186 | 0 | 106 | 110 | 0 | 0 | 0 | 0 | 0 |
| TOMELLOSO | 106 | 0 | 0,00% | 0 | 123 | 0 | 76 | 47 | 0 | 0 | 0 | 0 | 0 |
| ALMAGRO | 40 | 0 | 0,00% | 18 | 69 | 1 | 67 | 21 | 0 | 0 | 0 | 0 | 0 |
| ALMADEN | 26 | 0 | 0,00% | 0 | 39 | 0 | 37 | 2 | 0 | 0 | 0 | 0 | 0 |
| CUENCA | 72 | 3 | 4,17% | 1 | 112 | 0 | 104 | 9 | 0 | 0 | 0 | 0 | 0 |
| TARANCON | 22 | 2 | 9,09% | 8 | 40 | 0 | 31 | 17 | 0 | 0 | 0 | 0 | 0 |
| MOTILLA DEL PALANCAR | 44 | 6 | 13,64% | 10 | 65 | 2 | 56 | 21 | 0 | 0 | 0 | 0 | 0 |
| SAN CLEMENTE | 44 | 2 | 4,55% | 0 | 54 | 0 | 36 | 18 | 0 | 0 | 0 | 0 | 0 |
| GUADALAJARA | 366 | 35 | 9,56% | 15 | 450 | 8 | 374 | 90 | 0 | 0 | 0 | 0 | 0 |
| MOLINA DE ARAGON | 14 | 0 | 0,00% | 0 | 13 | 0 | 11 | 2 | 0 | 0 | 0 | 0 | 0 |
| SIGÜENZA | 13 | 1 | 7,69% | 0 | 30 | 0 | 26 | 1 | 0 | 0 | 0 | 0 | 0 |
| OCAÑA | 47 | 6 | 12,77% | 17 | 58 | 0 | 64 | 11 | 0 | 1 | 0 | 0 | 1 |
| ORGAZ | 48 | 2 | 4,17% | 0 | 22 | 0 | 22 | 0 | 0 | 0 | 0 | 0 | 0 |
| ILLESCAS | 153 | 15 | 9,80% | 59 | 197 | 0 | 220 | 36 | 0 | 0 | 0 | 0 | 0 |
| TALAVERA DE LA REINA | 160 | 8 | 5,00% | 14 | 202 | 1 | 172 | 45 | 0 | 0 | 0 | 0 | 0 |
| TOLEDO | 159 | 16 | 10,06% | 26 | 202 | 0 | 169 | 59 | 0 | 1 | 0 | 0 | 1 |
| TORRIJOS | 176 | 22 | 12,50% | 41 | 212 | 1 | 161 | 93 | 0 | 1 | 0 | 1 | 0 |
| QUINTANAR DE LA ORDEN | 66 | 3 | 4,55% | 0 | 96 | 0 | 75 | 21 | 0 | 0 | 0 | 0 | 0 |
| MARTORELL | 237 | 28 | 11,81% | 0 | 247 | 0 | 204 | 43 | 0 | 0 | 0 | 0 | 0 |
| MANRESA | 214 | 15 | 7,01% | 0 | 289 | 0 | 206 | 83 | 0 | 1 | 0 | 1 | 0 |
| GRANOLLERS | 331 | 49 | 14,80% | 0 | 311 | 9 | 245 | 84 | 0 | 0 | 0 | 0 | 0 |
| MATARO | 325 | 41 | 12,62% | 0 | 392 | 0 | 333 | 56 | 0 | 2 | 0 | 0 | 2 |
| VIC | 119 | 17 | 14,29% | 11 | 161 | 0 | 143 | 29 | 1 | 0 | 0 | 1 | 0 |
| ARENYS DE MAR | 269 | 17 | 6,32% | 56 | 416 | 1 | 351 | 118 | 1 | 0 | 0 | 1 | 0 |
| IGUALADA | 155 | 17 | 10,97% | 47 | 182 | 0 | 154 | 73 | 1 | 0 | 0 | 0 | 1 |
| BERGA | 46 | 3 | 6,52% | 7 | 52 | 0 | 58 | 1 | 0 | 0 | 0 | 0 | 0 |
| VILAFRANCA DEL PENEDES | 101 | 4 | 3,96% | 23 | 126 | 8 | 135 | 74 | 0 | 0 | 0 | 0 | 1 |
| BADALONA | 424 | 60 | 14,15% | 97 | 494 | 3 | 517 | 99 | 1 | 2 | 0 | 0 | 3 |
| BARCELONA | 2214 | 153 | 6,91% | 108 | 2430 | 38 | 2206 | 398 | 3 | 5 | 1 | 6 | 3 |
| SANT BOI DE LLOBREGAT | 105 | 6 | 5,71% | 0 | 96 | 0 | 83 | 13 | 0 | 0 | 0 | 0 | 0 |
| SABADELL | 347 | 38 | 10,95% | 63 | 394 | 3 | 350 | 110 | 0 | 1 | 1 | 1 | 1 |
| VILANOVA I LA GELTRU | 197 | 42 | 21,32% | 33 | 223 | 3 | 193 | 66 | 0 | 0 | 0 | 0 | 0 |
| TERRASSA | 347 | 42 | 12,10% | 7 | 410 | 1 | 327 | 91 | 0 | 0 | 0 | 0 | 0 |
| SANT FELIU DE LLOBREGAT | 276 | 16 | 5,80% | 47 | 337 | 1 | 291 | 88 | 0 | 0 | 0 | 0 | 0 |
| L'HOSPITALET DE LLOBREGAT | 478 | 34 | 7,11% | 37 | 434 | 3 | 438 | 80 | 0 | 4 | 0 | 0 | 4 |
| SANTA COLOMA DE GRAMENET | 267 | 14 | 5,24% | 17 | 279 | 8 | 283 | 45 | 1 | 1 | 0 | 1 | 1 |
| CERDANYOLA DEL VALLES | 436 | 26 | 5,96% | 46 | 337 | 4 | 266 | 108 | 1 | 2 | 0 | 2 | 1 |
| CORNELLA DE LLOBREGAT | 233 | 15 | 6,44% | 24 | 315 | 0 | 244 | 95 | 0 | 0 | 0 | 0 | 0 |
| GAVA | 275 | 20 | 7,27% | 10 | 291 | 0 | 199 | 116 | 0 | 0 | 0 | 0 | 0 |
| MOLLET DEL VALLES | 305 | 13 | 4,26% | 0 | 416 | 5 | 326 | 95 | 0 | 1 | 0 | 0 | 1 |
| ESPLUGES DE LLOBREGAT | 47 | 2 | 4,26% | 0 | 70 | 0 | 55 | 15 | 0 | 0 | 0 | 0 | 0 |

VIOLENCIA DOMESTICA

| Partido Judicial | Denuncias registradas | Denuncias retiradas | Ratio retiradas/ presentadas | TOTAL DE ASUNTOS | | | | | Sumarios | | | | |
|------------------------------|-----------------------|---------------------|------------------------------|----------------------|-------------|-------------|-----------|-------------------------|----------------------|-------------|-------------|-----------|-------------------------|
| | | | | Pendientes al inicio | Registrados | Reiniciados | Resueltos | Pendientes al finalizar | Pendientes al inicio | Registrados | Reiniciados | Resueltos | Pendientes al finalizar |
| RUBI | 250 | 9 | 3,60% | 55 | 294 | 0 | 281 | 72 | 0 | 1 | 0 | 0 | 1 |
| EL PRAT DE LLOBREGAT | 113 | 3 | 2,65% | 0 | 138 | 0 | 120 | 18 | 0 | 0 | 0 | 0 | 0 |
| FIGUERES | 184 | 21 | 11,41% | 3 | 241 | 4 | 199 | 49 | 0 | 0 | 0 | 0 | 0 |
| GIRONA | 384 | 39 | 10,16% | 26 | 530 | 0 | 473 | 110 | 1 | 1 | 0 | 2 | 2 |
| LA BISBAL D'EMPORDA | 173 | 21 | 12,14% | 5 | 292 | 0 | 227 | 70 | 1 | 0 | 0 | 1 | 0 |
| RIPOLL | 28 | 3 | 10,71% | 37 | 37 | 3 | 56 | 21 | 0 | 0 | 0 | 0 | 0 |
| SANTA COLOMA DE FARNERS | 112 | 15 | 13,39% | 7 | 143 | 0 | 126 | 24 | 0 | 1 | 0 | 1 | 0 |
| OLOT | 47 | 5 | 10,64% | 11 | 56 | 9 | 39 | 37 | 2 | 1 | 0 | 1 | 2 |
| BLANES | 118 | 6 | 5,08% | 0 | 148 | 0 | 101 | 57 | 0 | 1 | 0 | 0 | 1 |
| SANT FELIU DE GUIXOLS | 128 | 35 | 27,34% | 86 | 175 | 2 | 125 | 139 | 0 | 2 | 0 | 1 | 2 |
| PUIGCERDA | 19 | 4 | 21,05% | 0 | 21 | 1 | 15 | 7 | 0 | 0 | 0 | 0 | 0 |
| TREMP | 16 | 2 | 12,50% | 0 | 13 | 0 | 13 | 0 | 0 | 0 | 0 | 0 | 0 |
| BALAGUER | 89 | 36 | 40,45% | 0 | 138 | 0 | 131 | 12 | 0 | 0 | 0 | 0 | 0 |
| CERVERA | 63 | 11 | 17,46% | 15 | 85 | 0 | 78 | 22 | 0 | 1 | 0 | 1 | 0 |
| LLEIDA | 381 | 85 | 22,31% | 62 | 429 | 4 | 448 | 47 | 3 | 0 | 0 | 3 | 0 |
| LA SEU D'URGELL | 35 | 5 | 14,29% | 0 | 46 | 0 | 44 | 2 | 0 | 0 | 0 | 0 | 0 |
| VIELHA E MIJARAN | 19 | 3 | 15,79% | 0 | 24 | 0 | 21 | 3 | 0 | 0 | 0 | 0 | 0 |
| SOLSONA | 27 | 9 | 33,33% | 6 | 38 | 0 | 31 | 13 | 0 | 0 | 0 | 0 | 0 |
| EL VENDRELL | 173 | 6 | 3,47% | 19 | 253 | 0 | 236 | 36 | 0 | 0 | 0 | 0 | 0 |
| REUS | 366 | 52 | 14,21% | 3 | 400 | 3 | 260 | 145 | 0 | 1 | 0 | 0 | 1 |
| AMPOSTA | 80 | 9 | 11,25% | 0 | 83 | 0 | 65 | 19 | 0 | 0 | 0 | 0 | 0 |
| VALLS | 122 | 14 | 11,48% | 0 | 136 | 1 | 77 | 25 | 0 | 1 | 0 | 0 | 1 |
| GANDESA | 30 | 2 | 6,67% | 0 | 35 | 0 | 33 | 2 | 0 | 0 | 0 | 0 | 0 |
| TARRAGONA | 480 | 47 | 9,79% | 2 | 588 | 1 | 508 | 144 | 0 | 2 | 0 | 2 | 0 |
| TORTOSA | 126 | 16 | 12,70% | 1 | 143 | 0 | 125 | 19 | 0 | 0 | 0 | 0 | 0 |
| FALSET | 28 | 17 | 60,71% | 0 | 25 | 0 | 25 | 0 | 0 | 0 | 0 | 0 | 0 |
| DENIA | 214 | 11 | 5,14% | 1 | 225 | 0 | 165 | 61 | 1 | 1 | 0 | 1 | 1 |
| ALCOY | 136 | 10 | 7,35% | 51 | 152 | 0 | 123 | 93 | 0 | 0 | 0 | 0 | 0 |
| ALICANTE | 855 | 85 | 9,94% | 53 | 882 | 10 | 809 | 125 | 0 | 1 | 0 | 0 | 1 |
| ORIHUELA | 357 | 26 | 7,28% | 29 | 383 | 1 | 347 | 66 | 0 | 0 | 0 | 0 | 0 |
| VILLAJYOYOSA | 181 | 10 | 5,52% | 0 | 192 | 0 | 142 | 50 | 0 | 1 | 0 | 0 | 1 |
| ELDA | 228 | 12 | 5,26% | 0 | 278 | 9 | 223 | 64 | 0 | 1 | 0 | 0 | 1 |
| VILLENA | 72 | 20 | 27,78% | 0 | 56 | 0 | 49 | 7 | 0 | 0 | 0 | 0 | 0 |
| ELX | 552 | 39 | 7,07% | 56 | 580 | 3 | 528 | 118 | 0 | 0 | 0 | 0 | 0 |
| BENIDORM | 246 | 42 | 17,07% | 36 | 378 | 2 | 338 | 78 | 1 | 1 | 0 | 1 | 1 |
| SAN VICENTE DEL RASPEIG | 203 | 11 | 5,42% | 0 | 215 | 0 | 148 | 89 | 0 | 2 | 0 | 2 | 0 |
| NOVELDA | 144 | 27 | 18,75% | 111 | 183 | 4 | 218 | 112 | 0 | 0 | 0 | 0 | 0 |
| IBI | 73 | 0 | 0,00% | 32 | 35 | 0 | 26 | 41 | 0 | 0 | 0 | 0 | 0 |
| TORREVIEJA | 369 | 14 | 3,79% | 40 | 380 | 0 | 251 | 169 | 0 | 1 | 0 | 0 | 1 |
| CASTELLO DE LA PLANA | 312 | 45 | 14,42% | 0 | 341 | 0 | 211 | 130 | 0 | 0 | 0 | 0 | 0 |
| SEGORBE | 28 | 11 | 39,29% | 6 | 40 | 0 | 32 | 14 | 0 | 0 | 0 | 0 | 0 |
| VINAROS | 150 | 7 | 4,67% | 52 | 204 | 0 | 159 | 97 | 0 | 0 | 0 | 0 | 0 |
| NULES | 144 | 17 | 11,81% | 9 | 156 | 0 | 132 | 33 | 0 | 0 | 0 | 0 | 0 |
| VILLARREAL DE LOS INFANTES/M | 177 | 9 | 5,08% | 9 | 190 | 0 | 176 | 23 | 0 | 0 | 0 | 0 | 0 |
| LLIRIA | 163 | 42 | 25,77% | 7 | 222 | 1 | 210 | 20 | 0 | 1 | 0 | 0 | 1 |
| GANDIA | 176 | 20 | 11,36% | 0 | 210 | 0 | 172 | 33 | 0 | 0 | 0 | 0 | 0 |
| ONTINYENT | 99 | 16 | 16,16% | 30 | 127 | 0 | 127 | 30 | 0 | 0 | 0 | 0 | 0 |
| TORRENTE | 277 | 8 | 2,89% | 57 | 358 | 0 | 255 | 112 | 0 | 0 | 0 | 0 | 0 |
| SUECA | 102 | 3 | 2,94% | 3 | 99 | 0 | 80 | 22 | 2 | 1 | 0 | 2 | 1 |
| VALENCIA | 1494 | 207 | 13,86% | 9 | 1649 | 4 | 1331 | 385 | 0 | 10 | 0 | 7 | 3 |

VIOLENCIA DOMESTICA

| Partido Judicial | Denuncias registradas | Denuncias retiradas | Ratio retiradas/ presentadas | TOTAL DE ASUNTOS | | | | | Sumarios | | | | |
|-------------------------|-----------------------|---------------------|------------------------------|----------------------|-------------|-------------|-----------|-------------------------|----------------------|-------------|-------------|-----------|-------------------------|
| | | | | Pendientes al inicio | Registrados | Reiniciados | Resueltos | Pendientes al finalizar | Pendientes al inicio | Registrados | Reiniciados | Resueltos | Pendientes al finalizar |
| SAGUNTO | 120 | 11 | 9,17% | 0 | 140 | 0 | 91 | 49 | 0 | 0 | 0 | 0 | 0 |
| ALZIRA | 189 | 30 | 15,87% | 58 | 265 | 0 | 242 | 72 | 1 | 0 | 0 | 1 | 0 |
| CARLET | 179 | 16 | 8,94% | 58 | 225 | 0 | 190 | 78 | 1 | 1 | 0 | 1 | 1 |
| XATIVA | 150 | 13 | 8,67% | 16 | 239 | 0 | 211 | 45 | 0 | 0 | 0 | 0 | 0 |
| REQUENA | 86 | 8 | 9,30% | 20 | 147 | 1 | 120 | 48 | 0 | 0 | 0 | 0 | 0 |
| CATARROJA | 266 | 27 | 10,15% | 25 | 262 | 0 | 214 | 73 | 0 | 0 | 0 | 0 | 0 |
| MONCADA | 145 | 11 | 7,59% | 0 | 153 | 0 | 161 | 11 | 0 | 0 | 0 | 0 | 0 |
| PATERNA | 232 | 60 | 25,86% | 36 | 324 | 0 | 327 | 50 | 2 | 0 | 0 | 1 | 1 |
| QUART DE POBLET | 67 | 3 | 4,48% | 7 | 61 | 0 | 58 | 10 | 1 | 1 | 0 | 2 | 0 |
| MISLATA | 182 | 13 | 7,14% | 15 | 241 | 14 | 250 | 20 | 0 | 0 | 0 | 0 | 0 |
| MASSAMAGRELL | 147 | 14 | 9,52% | 22 | 123 | 0 | 112 | 33 | 0 | 0 | 0 | 0 | 0 |
| PICASSENT | 36 | 0 | 0,00% | 13 | 62 | 0 | 54 | 21 | 0 | 0 | 0 | 0 | 0 |
| VILLANUEVA DE LA SERENA | 22 | 9 | 40,91% | 0 | 72 | 1 | 72 | 1 | 0 | 0 | 0 | 0 | 0 |

VIOLENCIA DOMESTICA

| Partido Judicial | Denuncias registradas | Denuncias retiradas | Ratio retiradas/ presentadas | TOTAL DE ASUNTOS | | | | | Sumarios | | | | |
|----------------------------|-----------------------|---------------------|------------------------------|----------------------|-------------|-------------|-----------|-------------------------|----------------------|-------------|-------------|-----------|-------------------------|
| | | | | Pendientes al inicio | Registrados | Reiniciados | Resueltos | Pendientes al finalizar | Pendientes al inicio | Registrados | Reiniciados | Resueltos | Pendientes al finalizar |
| VILLALBA | 18 | 1 | 5,56% | 6 | 24 | 0 | 25 | 8 | 1 | 0 | 0 | 0 | 1 |
| MONFORTE DE LEMOS | 19 | 5 | 26,32% | 0 | 30 | 0 | 22 | 9 | 0 | 1 | 0 | 0 | 1 |
| VIVEIRO | 51 | 26 | 50,98% | 7 | 80 | 0 | 75 | 12 | 0 | 1 | 0 | 1 | 0 |
| SARRIA | 26 | 5 | 19,23% | 0 | 15 | 0 | 15 | 0 | 0 | 0 | 0 | 0 | 0 |
| FONSAGRADA | 1 | 0 | 0,00% | 0 | 0 | 0 | 0 | 0 | 0 | 0 | 0 | 0 | 0 |
| BECERREA | 5 | 3 | 60,00% | 0 | 7 | 0 | 6 | 1 | 0 | 0 | 0 | 0 | 0 |
| OURENSE | 164 | 25 | 15,24% | 7 | 179 | 0 | 154 | 32 | 0 | 1 | 0 | 0 | 1 |
| RIBADAVIA | 20 | 9 | 45,00% | 6 | 40 | 0 | 45 | 1 | 0 | 0 | 0 | 0 | 0 |
| XINZO DE LIMIA | 26 | 4 | 15,38% | 9 | 34 | 0 | 35 | 8 | 0 | 0 | 0 | 0 | 0 |
| PUEBLA DE TRIVES | 24 | 0 | 0,00% | 4 | 36 | 0 | 36 | 4 | 0 | 0 | 0 | 0 | 0 |
| VERIN | 28 | 4 | 14,29% | 0 | 33 | 0 | 28 | 5 | 0 | 0 | 0 | 0 | 0 |
| BARCO DE VALDEORRAS | 16 | 4 | 25,00% | 1 | 19 | 0 | 18 | 2 | 0 | 0 | 0 | 0 | 0 |
| O CARBALLIÑO | 58 | 10 | 17,24% | 5 | 76 | 0 | 70 | 11 | 0 | 1 | 0 | 0 | 1 |
| BANDE | 3 | 0 | 0,00% | 0 | 3 | 0 | 3 | 0 | 0 | 0 | 0 | 0 | 0 |
| CELANOVA | 10 | 2 | 20,00% | 0 | 11 | 0 | 10 | 1 | 0 | 0 | 0 | 0 | 0 |
| PONTEAREAS | 77 | 2 | 2,60% | 0 | 71 | 0 | 71 | 6 | 0 | 0 | 0 | 1 | 0 |
| VILAGARCIA DE AROUSA | 48 | 0 | 0,00% | 0 | 60 | 0 | 47 | 13 | 0 | 0 | 0 | 0 | 0 |
| VIGO | 1016 | 206 | 20,28% | 47 | 1485 | 26 | 1363 | 198 | 0 | 0 | 0 | 0 | 0 |
| PONTEVEDRA | 116 | 20 | 17,24% | 0 | 135 | 0 | 119 | 16 | 0 | 0 | 0 | 0 | 0 |
| ESTRADA (A) | 58 | 2 | 3,45% | 0 | 81 | 0 | 57 | 24 | 0 | 0 | 0 | 0 | 0 |
| TUI | 52 | 8 | 15,38% | 0 | 68 | 0 | 51 | 38 | 0 | 0 | 0 | 0 | 1 |
| CANGAS DE MORRAZO | 93 | 11 | 11,83% | 0 | 155 | 0 | 126 | 29 | 0 | 1 | 0 | 0 | 1 |
| LALIN | 48 | 4 | 8,33% | 18 | 56 | 0 | 65 | 9 | 0 | 1 | 0 | 1 | 0 |
| CAMBADOS | 87 | 10 | 11,49% | 1 | 100 | 0 | 76 | 25 | 0 | 1 | 0 | 1 | 0 |
| REDONDELA | 37 | 0 | 0,00% | 7 | 41 | 0 | 46 | 2 | 0 | 0 | 0 | 0 | 0 |
| PORRIÑO | 78 | 1 | 1,28% | 0 | 76 | 0 | 58 | 18 | 0 | 0 | 0 | 0 | 0 |
| CALDAS DE REIS | 15 | 0 | 0,00% | 0 | 14 | 0 | 14 | 0 | 0 | 0 | 0 | 0 | 0 |
| MARIN | 54 | 1 | 1,85% | 0 | 61 | 0 | 17 | 32 | 0 | 0 | 0 | 0 | 0 |
| TORRELAGUNA | 57 | 25 | 43,86% | 8 | 88 | 0 | 78 | 18 | 0 | 0 | 0 | 0 | 0 |
| TORREJON DE ARDOZ | 336 | 58 | 17,26% | 82 | 490 | 0 | 442 | 138 | 0 | 1 | 0 | 0 | 1 |
| NAVALCARNERO | 113 | 23 | 20,35% | 0 | 127 | 0 | 108 | 63 | 0 | 0 | 0 | 0 | 0 |
| ALCALA DE HENARES | 627 | 76 | 12,12% | 107 | 729 | 2 | 674 | 155 | 0 | 3 | 1 | 1 | 3 |
| ALCOBENDAS | 380 | 70 | 18,42% | 31 | 495 | 0 | 412 | 114 | 0 | 0 | 0 | 0 | 0 |
| MOSTOLES | 366 | 83 | 22,68% | 4 | 432 | 1 | 372 | 65 | 1 | 1 | 0 | 1 | 1 |
| SAN LORENZO DE EL ESCORIAL | 90 | 7 | 7,78% | 0 | 91 | 0 | 65 | 19 | 0 | 0 | 0 | 0 | 0 |
| ARANJUEZ | 147 | 6 | 4,08% | 14 | 175 | 0 | 156 | 33 | 0 | 0 | 0 | 0 | 0 |
| LEGANES | 239 | 30 | 12,55% | 32 | 375 | 0 | 368 | 41 | 0 | 0 | 0 | 0 | 0 |
| GETAFE | 269 | 32 | 11,90% | 0 | 299 | 0 | 264 | 45 | 0 | 1 | 0 | 0 | 1 |
| MADRID | 6311 | 1326 | 21,01% | 561 | 7105 | 81 | 6450 | 1584 | 1 | 9 | 0 | 5 | 6 |
| MAJADAHONDA | 190 | 18 | 9,47% | 23 | 244 | 0 | 237 | 109 | 0 | 0 | 0 | 0 | 0 |
| COSLADA | 322 | 21 | 6,52% | 56 | 449 | 0 | 412 | 105 | 0 | 0 | 0 | 0 | 0 |
| ARGANDA DEL REY | 222 | 57 | 25,68% | 133 | 295 | 0 | 292 | 136 | 0 | 0 | 0 | 0 | 0 |
| COLLADO VILLALBA | 404 | 34 | 8,42% | 15 | 418 | 0 | 350 | 83 | 0 | 1 | 0 | 1 | 0 |
| PARLA | 288 | 24 | 8,33% | 3 | 303 | 0 | 279 | 27 | 0 | 0 | 0 | 0 | 0 |
| ALCORCON | 392 | 29 | 7,40% | 23 | 432 | 2 | 318 | 139 | 2 | 0 | 0 | 2 | 0 |
| FUENLABRADA | 902 | 139 | 15,41% | 30 | 955 | 4 | 843 | 206 | 0 | 0 | 0 | 0 | 0 |
| COLMENAR VIEJO | 230 | 36 | 15,65% | 106 | 269 | 0 | 288 | 93 | 1 | 1 | 0 | 1 | 1 |
| VALDEMORO | 144 | 11 | 7,64% | 0 | 142 | 0 | 133 | 9 | 0 | 0 | 0 | 0 | 0 |
| CARAVACA DE LA CRUZ | 68 | 2 | 2,94% | 0 | 65 | 0 | 63 | 2 | 0 | 0 | 0 | 0 | 0 |
| CARTAGENA | 379 | 125 | 32,98% | 11 | 514 | 5 | 399 | 139 | 1 | 3 | 0 | 3 | 1 |

VIOLENCIA DOMESTICA

| Partido Judicial | Denuncias registradas | Denuncias retiradas | Ratio retiradas/ presentadas | TOTAL DE ASUNTOS | | | | | Sumarios | | | | |
|------------------------|-----------------------|---------------------|---------------------------------|----------------------|-------------|-------------|-----------|-------------------------|----------------------|-------------|-------------|-----------|-------------------------|
| | | | | Pendientes al inicio | Registrados | Reiniciados | Resueltos | Pendientes al finalizar | Pendientes al inicio | Registrados | Reiniciados | Resueltos | Pendientes al finalizar |
| CIEZA | 190 | 16 | 8,42% | 61 | 154 | 0 | 195 | 60 | 0 | 0 | 0 | 0 | 0 |
| LORCA | 360 | 76 | 21,11% | 0 | 497 | 0 | 441 | 65 | 0 | 0 | 0 | 0 | 0 |
| MULA | 51 | 12 | 23,53% | 0 | 68 | 0 | 66 | 2 | 0 | 0 | 0 | 0 | 0 |
| MURCIA | 1127 | 263 | 23,34% | 94 | 1241 | 4 | 1005 | 334 | 0 | 4 | 0 | 3 | 1 |
| YECLA | 68 | 8 | 11,76% | 15 | 107 | 0 | 101 | 21 | 0 | 0 | 0 | 0 | 0 |
| MOLINA DE SEGURA | 287 | 0 | 0,00% | 42 | 295 | 0 | 252 | 117 | 0 | 1 | 0 | 0 | 1 |
| TOTANA | 231 | 82 | 35,50% | 24 | 177 | 0 | 130 | 71 | 1 | 0 | 0 | 1 | 0 |
| JUMILLA | 85 | 12 | 14,12% | 5 | 109 | 0 | 78 | 36 | 0 | 1 | 0 | 1 | 0 |
| SAN JAVIER | 261 | 20 | 7,66% | 0 | 248 | 0 | 190 | 61 | 0 | 0 | 0 | 0 | 0 |
| ESTELLA | 43 | 17 | 39,53% | 8 | 61 | 0 | 56 | 13 | 0 | 0 | 0 | 0 | 0 |
| AOIZ | 24 | 5 | 20,83% | 0 | 24 | 0 | 11 | 13 | 0 | 0 | 0 | 0 | 0 |
| TUDELA | 108 | 35 | 32,41% | 11 | 131 | 0 | 110 | 32 | 1 | 0 | 0 | 1 | 0 |
| PAMPLONA | 315 | 55 | 17,46% | 12 | 397 | 10 | 333 | 147 | 0 | 2 | 0 | 0 | 3 |
| TAFALLA | 69 | 21 | 30,43% | 0 | 83 | 0 | 79 | 7 | 0 | 1 | 0 | 0 | 1 |
| AMURRIO | 0 | 0 | #¡DIV/0! | 0 | 0 | 0 | 0 | 0 | 0 | 0 | 0 | 0 | 0 |
| VITORIA-GASTEIZ | 340 | 80 | 23,53% | 41 | 408 | 0 | 408 | 41 | 0 | 0 | 0 | 0 | 0 |
| TOLOSA | 74 | 2 | 2,70% | 0 | 87 | 0 | 54 | 33 | 0 | 0 | 0 | 0 | 0 |
| AZPEITIA | 18 | 2 | 11,11% | 0 | 20 | 0 | 14 | 11 | 0 | 0 | 0 | 0 | 0 |
| BERGARA | 89 | 24 | 26,97% | 33 | 128 | 0 | 114 | 47 | 0 | 0 | 0 | 0 | 0 |
| EIBAR | 27 | 8 | 29,63% | 0 | 30 | 0 | 16 | 14 | 0 | 0 | 0 | 0 | 0 |
| DONOSTIA-SAN SEBASTIAN | 130 | 17 | 13,08% | 0 | 170 | 0 | 89 | 117 | 0 | 0 | 0 | 0 | 0 |
| IRUN | 91 | 4 | 4,40% | 0 | 116 | 0 | 83 | 30 | 0 | 0 | 0 | 0 | 0 |
| DURANGO | 7 | 0 | 0,00% | 0 | 7 | 0 | 7 | 0 | 0 | 0 | 0 | 0 | 0 |
| BARAKALDO | 346 | 49 | 14,16% | 13 | 405 | 2 | 366 | 107 | 0 | 0 | 0 | 0 | 0 |
| GERNIKA-LUMO | 40 | 4 | 10,00% | 0 | 45 | 0 | 23 | 22 | 0 | 0 | 0 | 0 | 0 |
| BILBAO | 534 | 120 | 22,47% | 14 | 682 | 6 | 646 | 153 | 0 | 0 | 0 | 0 | 0 |
| BALMASEDA | 30 | 3 | 10,00% | 10 | 23 | 0 | 21 | 12 | 0 | 0 | 0 | 0 | 0 |
| GETXO | 153 | 19 | 12,42% | 27 | 195 | 1 | 186 | 37 | 0 | 0 | 0 | 0 | 0 |
| HARO | 33 | 1 | 3,03% | 0 | 39 | 0 | 19 | 20 | 0 | 1 | 0 | 0 | 1 |
| CALAHORRA | 131 | 15 | 11,45% | 11 | 116 | 2 | 108 | 21 | 0 | 1 | 0 | 0 | 1 |
| LOGROÑO | 399 | 49 | 12,28% | 39 | 493 | 1 | 440 | 93 | 0 | 2 | 0 | 1 | 1 |

VIOLENCIA DOMESTICA

| Partido Judicial | Diligencias Previas | | | | | Procedimientos Abreviados | | | | | Juicios de Faltas | | | | |
|---------------------------|----------------------|-------------|-------------|-----------|-------------------------|---------------------------|-------------|-------------|-----------|-------------------------|----------------------|-------------|-------------|-----------|-------------------------|
| | Pendientes al inicio | Registrados | Reiniciados | Resueltos | Pendientes al finalizar | Pendientes al inicio | Registrados | Reiniciados | Resueltos | Pendientes al finalizar | Pendientes al inicio | Registrados | Reiniciados | Resueltos | Pendientes al finalizar |
| ALMERIA | 2641 | 2798 | 6 | 4132 | 178 | 192 | 169 | 2 | 205 | 14 | 234 | 358 | 14 | 415 | 24 |
| BERJA | 0 | 41 | 0 | 26 | 15 | 0 | 18 | 0 | 10 | 8 | 0 | 82 | 0 | 79 | 3 |
| HUERCAL-OVERA | 0 | 24 | 2 | 17 | 9 | 0 | 0 | 0 | 0 | 0 | 0 | 44 | 0 | 40 | 4 |
| VERA | 0 | 66 | 0 | 42 | 24 | 0 | 2 | 0 | 1 | 1 | 25 | 23 | 0 | 48 | 0 |
| ROQUETAS DE MAR | 6 | 62 | 0 | 42 | 29 | 0 | 1 | 1 | 4 | 2 | 2 | 94 | 0 | 94 | 2 |
| VELEZ RUBIO | 0 | 2 | 0 | 2 | 0 | 0 | 0 | 0 | 0 | 0 | 0 | 6 | 0 | 6 | 0 |
| EL EJIDO | 32 | 458 | 0 | 432 | 58 | 3 | 4 | 0 | 5 | 2 | 4 | 91 | 2 | 83 | 14 |
| PURCHENA | 0 | 0 | 0 | 0 | 0 | 0 | 0 | 0 | 0 | 0 | 0 | 8 | 0 | 6 | 2 |
| CHICLANA DE LA FRONTERA | 5 | 93 | 0 | 79 | 19 | 0 | 16 | 0 | 9 | 7 | 0 | 57 | 0 | 44 | 13 |
| ARCOS DE LA FRONTERA | 0 | 56 | 0 | 22 | 34 | 0 | 6 | 0 | 4 | 2 | 0 | 52 | 0 | 51 | 1 |
| ALGECIRAS | 21 | 182 | 0 | 136 | 67 | 7 | 19 | 1 | 12 | 15 | 25 | 120 | 0 | 106 | 39 |
| CADIZ | 6 | 197 | 0 | 171 | 26 | 5 | 16 | 0 | 8 | 12 | 5 | 120 | 0 | 102 | 15 |
| SAN ROQUE | 8 | 27 | 0 | 31 | 4 | 0 | 1 | 0 | 1 | 0 | 0 | 11 | 0 | 8 | 3 |
| SANLUCAR DE BARRAMEDA | 2 | 62 | 2 | 55 | 11 | 6 | 15 | 0 | 18 | 3 | 0 | 96 | 0 | 88 | 8 |
| JEREZ DE LA FRONTERA | 28 | 429 | 0 | 303 | 158 | 1 | 108 | 0 | 56 | 55 | 0 | 177 | 1 | 120 | 69 |
| LA LINEA DE LA CONCEPCION | 0 | 82 | 0 | 39 | 43 | 0 | 7 | 0 | 2 | 5 | 0 | 34 | 0 | 23 | 11 |
| SAN FERNANDO | 0 | 9 | 0 | 6 | 3 | 0 | 2 | 0 | 2 | 0 | 0 | 26 | 0 | 26 | 0 |
| EL PUERTO DE SANTA MARIA | 1 | 56 | 0 | 24 | 33 | 0 | 5 | 0 | 2 | 3 | 0 | 50 | 0 | 47 | 3 |
| ROTA | 0 | 36 | 0 | 29 | 7 | 0 | 4 | 0 | 4 | 0 | 0 | 47 | 0 | 40 | 7 |
| CEUTA | 20 | 303 | 1 | 215 | 109 | 0 | 4 | 1 | 5 | 0 | 10 | 64 | 0 | 60 | 14 |
| PUERTO REAL | 27 | 81 | 0 | 64 | 44 | 6 | 9 | 0 | 8 | 7 | 10 | 23 | 0 | 8 | 25 |
| BARBATE DE FRANCO | 0 | 23 | 0 | 2 | 21 | 0 | 3 | 0 | 0 | 3 | 0 | 50 | 0 | 36 | 14 |
| UBRIQUE | 0 | 28 | 0 | 31 | 36 | 0 | 4 | 0 | 1 | 5 | 0 | 23 | 0 | 20 | 21 |
| MONTORO | 0 | 8 | 0 | 6 | 2 | 0 | 7 | 0 | 6 | 1 | 0 | 28 | 0 | 28 | 0 |
| AGUILAR | 0 | 11 | 0 | 10 | 1 | 0 | 3 | 0 | 2 | 1 | 0 | 0 | 0 | 0 | 0 |
| POZOBLANCO | 2 | 16 | 0 | 17 | 1 | 0 | 1 | 0 | 0 | 1 | 1 | 24 | 0 | 25 | 0 |
| BAENA | 1 | 10 | 0 | 9 | 2 | 1 | 3 | 0 | 4 | 0 | 1 | 2 | 0 | 3 | 0 |
| POSADAS | 0 | 64 | 0 | 57 | 7 | 0 | 0 | 0 | 0 | 0 | 0 | 42 | 0 | 27 | 19 |
| PEÑARROYA-PUEBLONUEVO | 0 | 32 | 0 | 28 | 4 | 0 | 0 | 0 | 0 | 0 | 0 | 33 | 0 | 33 | 0 |
| LUCENA | 32 | 69 | 0 | 91 | 10 | 0 | 8 | 0 | 7 | 1 | 0 | 52 | 0 | 52 | 0 |
| CORDOBA | 8 | 419 | 2 | 379 | 50 | 2 | 58 | 0 | 33 | 27 | 15 | 346 | 0 | 340 | 21 |
| PRIEGO DE CORDOBA | 0 | 22 | 0 | 15 | 7 | 0 | 0 | 0 | 0 | 0 | 0 | 4 | 0 | 3 | 1 |
| CABRA | 5 | 26 | 0 | 27 | 4 | 1 | 7 | 0 | 7 | 1 | 3 | 19 | 0 | 21 | 1 |
| MONTILLA | 2 | 37 | 0 | 32 | 7 | 2 | 13 | 0 | 4 | 11 | 5 | 15 | 0 | 20 | 0 |
| PUENTE-GENIL | 12 | 42 | 0 | 48 | 6 | 2 | 3 | 0 | 5 | 0 | 0 | 18 | 0 | 18 | 0 |
| LOJA | 0 | 21 | 0 | 14 | 7 | 0 | 5 | 0 | 3 | 2 | 0 | 30 | 0 | 28 | 2 |
| GUADIX | 16 | 45 | 0 | 45 | 16 | 1 | 0 | 0 | 1 | 0 | 16 | 42 | 0 | 40 | 18 |
| GRANADA | 30 | 1037 | 23 | 900 | 194 | 13 | 90 | 3 | 76 | 33 | 45 | 426 | 15 | 438 | 65 |
| MOTRIL | 4 | 111 | 4 | 105 | 29 | 0 | 25 | 0 | 14 | 11 | 0 | 93 | 0 | 99 | 17 |
| ORGIVA | 7 | 8 | 0 | 11 | 4 | 1 | 0 | 0 | 1 | 0 | 9 | 8 | 0 | 17 | 0 |
| BAZA | 0 | 17 | 0 | 10 | 7 | 0 | 0 | 0 | 0 | 0 | 0 | 7 | 0 | 7 | 0 |
| SANTA FE | 12 | 52 | 0 | 51 | 13 | 1 | 0 | 0 | 1 | 0 | 32 | 31 | 0 | 55 | 8 |
| HUESCAR | 0 | 14 | 0 | 13 | 1 | 0 | 0 | 0 | 0 | 0 | 0 | 10 | 0 | 10 | 0 |
| ALMUÑECAR | 0 | 44 | 0 | 25 | 19 | 0 | 0 | 0 | 0 | 0 | 0 | 21 | 0 | 18 | 3 |
| ARACENA | 1 | 23 | 0 | 17 | 7 | 0 | 2 | 0 | 0 | 2 | 2 | 18 | 0 | 12 | 8 |
| HUELVA | 26 | 207 | 1 | 196 | 38 | 7 | 39 | 0 | 23 | 23 | 23 | 246 | 0 | 236 | 33 |
| LA PALMA DEL CONDADO | 1 | 40 | 0 | 34 | 7 | 3 | 2 | 0 | 1 | 4 | 0 | 21 | 0 | 21 | 0 |
| VALVERDE DEL CAMINO | 2 | 46 | 0 | 24 | 24 | 0 | 2 | 0 | 1 | 1 | 5 | 14 | 0 | 17 | 2 |
| AYAMONTE | 8 | 297 | 0 | 250 | 55 | 1 | 8 | 0 | 6 | 3 | 30 | 220 | 0 | 180 | 70 |

VIOLENCIA DOMESTICA

| Partido Judicial | Diligencias Previas | | | | | Procedimientos Abreviados | | | | | Juicios de Faltas | | | | |
|----------------------|----------------------|-------------|-------------|-----------|-------------------------|---------------------------|-------------|-------------|-----------|-------------------------|----------------------|-------------|-------------|-----------|-------------------------|
| | Pendientes al inicio | Registrados | Reiniciados | Resueltos | Pendientes al finalizar | Pendientes al inicio | Registrados | Reiniciados | Resueltos | Pendientes al finalizar | Pendientes al inicio | Registrados | Reiniciados | Resueltos | Pendientes al finalizar |
| MOGUER | 12 | 39 | 0 | 36 | 15 | 4 | 9 | 0 | 7 | 6 | 14 | 35 | 0 | 36 | 13 |
| JAEN | 13 | 218 | 0 | 185 | 35 | 4 | 48 | 1 | 37 | 16 | 7 | 140 | 0 | 134 | 13 |
| ALCALA LA REAL | 0 | 40 | 0 | 39 | 5 | 1 | 3 | 0 | 3 | 3 | 0 | 24 | 0 | 25 | 2 |
| LA CAROLINA | 49 | 31 | 0 | 74 | 6 | 0 | 6 | 0 | 3 | 3 | 22 | 23 | 0 | 45 | 0 |
| ANDUJAR | 0 | 58 | 0 | 23 | 38 | 0 | 1 | 0 | 0 | 1 | 0 | 21 | 0 | 21 | 0 |
| BAEZA | 0 | 11 | 0 | 8 | 3 | 0 | 0 | 0 | 0 | 0 | 2 | 13 | 0 | 15 | 0 |
| LINARES | 0 | 99 | 0 | 64 | 35 | 1 | 7 | 0 | 5 | 3 | 4 | 62 | 0 | 55 | 11 |
| VILLACARRILLO | 23 | 53 | 0 | 50 | 26 | 2 | 7 | 0 | 6 | 3 | 10 | 37 | 0 | 45 | 2 |
| CAZORLA | 4 | 30 | 0 | 22 | 12 | 0 | 4 | 0 | 2 | 2 | 3 | 26 | 0 | 27 | 2 |
| MARTOS | 0 | 30 | 0 | 30 | 0 | 0 | 1 | 0 | 1 | 0 | 0 | 8 | 0 | 8 | 0 |
| UBEDA | 0 | 37 | 0 | 35 | 2 | 0 | 0 | 0 | 0 | 0 | 0 | 54 | 0 | 54 | 0 |
| ANTEQUERA | 0 | 27 | 0 | 21 | 6 | 4 | 3 | 0 | 7 | 0 | 21 | 61 | 0 | 78 | 4 |
| VELEZ MALAGA | 52 | 101 | 0 | 129 | 24 | 7 | 13 | 0 | 11 | 9 | 10 | 85 | 0 | 68 | 27 |
| MALAGA | 75 | 1141 | 5 | 1081 | 137 | 15 | 90 | 0 | 83 | 23 | 42 | 1078 | 0 | 1079 | 46 |
| RONDA | 2 | 39 | 0 | 35 | 11 | 0 | 6 | 0 | 2 | 4 | 6 | 34 | 0 | 34 | 6 |
| FUENGIROLA | 0 | 107 | 0 | 74 | 34 | 0 | 5 | 0 | 2 | 4 | 0 | 70 | 0 | 63 | 16 |
| MARBELLA | 18 | 197 | 1 | 115 | 107 | 2 | 10 | 0 | 4 | 8 | 7 | 111 | 0 | 99 | 12 |
| ESTEPONA | 0 | 121 | 0 | 82 | 39 | 0 | 0 | 0 | 0 | 0 | 0 | 93 | 0 | 85 | 8 |
| MELILLA | 17 | 131 | 0 | 124 | 24 | 4 | 25 | 0 | 19 | 10 | 28 | 278 | 1 | 291 | 16 |
| TORROX | 0 | 61 | 0 | 47 | 14 | 0 | 3 | 0 | 3 | 0 | 0 | 25 | 0 | 25 | 0 |
| COIN | 0 | 34 | 0 | 16 | 18 | 0 | 12 | 0 | 12 | 0 | 0 | 25 | 0 | 22 | 3 |
| ARCHIDONA | 0 | 18 | 0 | 13 | 5 | 0 | 2 | 0 | 0 | 2 | 0 | 23 | 0 | 18 | 5 |
| TORREMOLINOS | 13 | 165 | 0 | 129 | 49 | 1 | 4 | 0 | 3 | 2 | 8 | 106 | 0 | 112 | 2 |
| OSUNA | 0 | 41 | 0 | 30 | 11 | 2 | 2 | 0 | 2 | 2 | 0 | 18 | 0 | 20 | 0 |
| CAZALLA DE LA SIERRA | 12 | 44 | 4 | 25 | 35 | 1 | 4 | 0 | 3 | 2 | 9 | 95 | 0 | 44 | 60 |
| SANLUCAR LA MAYOR | 2 | 101 | 0 | 59 | 44 | 5 | 2 | 0 | 5 | 2 | 0 | 61 | 0 | 41 | 20 |
| CARMONA | 0 | 26 | 0 | 12 | 14 | 0 | 0 | 0 | 0 | 0 | 0 | 20 | 0 | 17 | 3 |
| LORA DEL RIO | 0 | 39 | 0 | 38 | 1 | 0 | 10 | 0 | 8 | 2 | 0 | 60 | 0 | 47 | 13 |
| SEVILLA | 15 | 1166 | 7 | 887 | 343 | 0 | 140 | 1 | 69 | 82 | 32 | 682 | 0 | 635 | 132 |
| MORON DE LA FRONTERA | 0 | 62 | 0 | 47 | 15 | 0 | 2 | 0 | 1 | 1 | 0 | 38 | 0 | 46 | 2 |
| LEBRIJA | 0 | 81 | 0 | 81 | 0 | 0 | 1 | 0 | 1 | 0 | 0 | 33 | 0 | 32 | 1 |
| UTRERA | 0 | 106 | 0 | 51 | 55 | 0 | 9 | 0 | 1 | 8 | 0 | 103 | 0 | 88 | 15 |
| ECIJA | 2 | 24 | 0 | 20 | 6 | 0 | 2 | 0 | 1 | 1 | 1 | 6 | 0 | 5 | 2 |
| ALCALA DE GUADAIRA | 4 | 39 | 1 | 37 | 7 | 0 | 0 | 0 | 0 | 0 | 0 | 12 | 0 | 5 | 7 |
| DOS HERMANAS | 0 | 116 | 0 | 45 | 72 | 0 | 7 | 0 | 0 | 7 | 0 | 36 | 0 | 5 | 31 |
| MARCHENA | 5 | 46 | 0 | 41 | 10 | 1 | 2 | 0 | 1 | 2 | 7 | 20 | 0 | 18 | 9 |
| CORIA DEL RIO | 0 | 67 | 0 | 65 | 9 | 0 | 1 | 0 | 0 | 2 | 3 | 60 | 0 | 44 | 20 |
| ESTEPA | 0 | 16 | 0 | 9 | 7 | 0 | 6 | 0 | 5 | 1 | 0 | 19 | 0 | 17 | 2 |
| BARBASTRO | 5 | 20 | 0 | 21 | 4 | 3 | 4 | 0 | 3 | 4 | 4 | 11 | 0 | 14 | 1 |
| BOLTAÑA | 0 | 0 | 0 | 0 | 0 | 0 | 0 | 0 | 0 | 0 | 0 | 4 | 0 | 4 | 0 |
| FRAGA | 2 | 11 | 0 | 9 | 4 | 0 | 2 | 0 | 2 | 0 | 1 | 4 | 0 | 5 | 0 |
| HUESCA | 1 | 37 | 0 | 25 | 8 | 0 | 5 | 0 | 4 | 1 | 6 | 26 | 0 | 28 | 4 |
| JACA | 0 | 19 | 0 | 9 | 10 | 0 | 2 | 0 | 1 | 1 | 0 | 29 | 0 | 26 | 3 |
| MONZÓN | 0 | 39 | 0 | 32 | 7 | 0 | 4 | 0 | 0 | 4 | 0 | 9 | 0 | 8 | 1 |
| ALCAÑIZ | 0 | 11 | 0 | 10 | 1 | 0 | 0 | 0 | 0 | 0 | 0 | 22 | 0 | 20 | 2 |
| CALAMOCHA | 0 | 2 | 0 | 1 | 1 | 0 | 1 | 0 | 1 | 0 | 0 | 5 | 0 | 4 | 1 |
| TERUEL | 0 | 3 | 0 | 2 | 1 | 0 | 0 | 0 | 0 | 0 | 0 | 12 | 0 | 10 | 2 |
| CALATAYUD | 3 | 6 | 0 | 5 | 4 | 3 | 2 | 0 | 4 | 1 | 3 | 16 | 0 | 19 | 0 |
| TARAZONA | 0 | 25 | 0 | 21 | 4 | 0 | 5 | 0 | 3 | 2 | 0 | 25 | 0 | 24 | 1 |
| ZARAGOZA | 38 | 322 | 0 | 310 | 50 | 10 | 72 | 0 | 72 | 10 | 45 | 385 | 0 | 398 | 32 |

VIOLENCIA DOMESTICA

| Partido Judicial | Diligencias Previas | | | | | Procedimientos Abreviados | | | | | Juicios de Faltas | | | | |
|-----------------------------|----------------------|-------------|-------------|-----------|-------------------------|---------------------------|-------------|-------------|-----------|-------------------------|----------------------|-------------|-------------|-----------|-------------------------|
| | Pendientes al inicio | Registrados | Reiniciados | Resueltos | Pendientes al finalizar | Pendientes al inicio | Registrados | Reiniciados | Resueltos | Pendientes al finalizar | Pendientes al inicio | Registrados | Reiniciados | Resueltos | Pendientes al finalizar |
| CASPE | 0 | 1 | 0 | 0 | 1 | 0 | 0 | 0 | 0 | 0 | 0 | 14 | 0 | 14 | 0 |
| EJEA DE LOS CABALLEROS | 0 | 20 | 0 | 19 | 1 | 0 | 3 | 0 | 0 | 3 | 0 | 5 | 0 | 5 | 0 |
| DAROCA | 0 | 2 | 0 | 2 | 0 | 0 | 0 | 0 | 0 | 0 | 0 | 1 | 0 | 1 | 0 |
| LA ALMUNIA DE DOÑA GODINA | 0 | 6 | 0 | 4 | 2 | 0 | 0 | 0 | 0 | 0 | 0 | 6 | 0 | 5 | 1 |
| CANGAS DE NARCEA | 0 | 10 | 0 | 10 | 0 | 0 | 0 | 0 | 0 | 0 | 0 | 1 | 0 | 1 | 0 |
| LENA | 5 | 30 | 0 | 27 | 8 | 1 | 2 | 0 | 3 | 0 | 2 | 30 | 0 | 28 | 4 |
| CANGAS DE ONIS | 0 | 1 | 0 | 0 | 1 | 0 | 0 | 0 | 0 | 0 | 0 | 8 | 0 | 8 | 0 |
| AVILES | 16 | 200 | 4 | 185 | 35 | 1 | 18 | 0 | 10 | 9 | 13 | 235 | 0 | 209 | 39 |
| GRADO | 8 | 21 | 0 | 27 | 2 | 2 | 3 | 0 | 0 | 3 | 7 | 16 | 0 | 19 | 0 |
| SIERO | 0 | 28 | 0 | 21 | 7 | 0 | 5 | 0 | 1 | 3 | 0 | 30 | 0 | 28 | 5 |
| CASTROPOL | 0 | 42 | 0 | 34 | 8 | 0 | 13 | 0 | 2 | 11 | 0 | 26 | 0 | 26 | 0 |
| GIJON | 15 | 265 | 0 | 232 | 48 | 0 | 30 | 0 | 28 | 2 | 26 | 182 | 0 | 188 | 20 |
| LAVIANA | 1 | 33 | 0 | 32 | 2 | 0 | 0 | 0 | 0 | 0 | 6 | 27 | 0 | 33 | 16 |
| OVIEDO | 4 | 167 | 0 | 138 | 26 | 0 | 6 | 0 | 4 | 2 | 3 | 174 | 0 | 162 | 15 |
| LLANES | 0 | 3 | 0 | 1 | 2 | 0 | 0 | 0 | 0 | 0 | 0 | 7 | 0 | 6 | 1 |
| MIERES | 16 | 63 | 0 | 65 | 14 | 0 | 11 | 0 | 11 | 0 | 5 | 61 | 0 | 62 | 4 |
| LANGREO | 1 | 69 | 0 | 56 | 10 | 0 | 5 | 0 | 2 | 3 | 0 | 72 | 0 | 69 | 2 |
| TINEO | 0 | 0 | 0 | 0 | 0 | 0 | 0 | 0 | 0 | 0 | 0 | 4 | 0 | 4 | 0 |
| LUARCA (VALDES) | 0 | 14 | 0 | 13 | 1 | 0 | 2 | 0 | 2 | 0 | 0 | 6 | 0 | 6 | 0 |
| PRAVIA | 0 | 11 | 0 | 8 | 3 | 0 | 0 | 0 | 0 | 0 | 0 | 6 | 0 | 4 | 2 |
| VILLAVICIOSA | 0 | 7 | 0 | 2 | 5 | 0 | 0 | 0 | 0 | 0 | 0 | 4 | 0 | 4 | 0 |
| PILOÑA-INFUESTO | 0 | 15 | 0 | 10 | 5 | 1 | 6 | 0 | 6 | 1 | 0 | 5 | 0 | 5 | 0 |
| MAO | 0 | 58 | 0 | 46 | 12 | 0 | 2 | 0 | 1 | 1 | 0 | 18 | 0 | 18 | 0 |
| INCA | 0 | 111 | 0 | 70 | 34 | 0 | 9 | 0 | 5 | 4 | 0 | 61 | 0 | 56 | 5 |
| PALMA DE MALLORCA | 0 | 950 | 23 | 677 | 318 | 0 | 57 | 0 | 30 | 27 | 0 | 479 | 0 | 391 | 123 |
| MANACOR | 0 | 19 | 0 | 1 | 21 | 0 | 0 | 0 | 0 | 0 | 0 | 112 | 0 | 116 | 8 |
| EIVISSA | 0 | 132 | 1 | 98 | 35 | 1 | 2 | 0 | 2 | 1 | 5 | 158 | 0 | 115 | 48 |
| CIUTADELLA DE MENORCA | 11 | 62 | 0 | 40 | 33 | 0 | 4 | 0 | 1 | 3 | 6 | 30 | 0 | 36 | 0 |
| ARRECIFE | 358 | 268 | 0 | 423 | 55 | 0 | 3 | 0 | 3 | 0 | 39 | 264 | 0 | 231 | 40 |
| LAS PALMAS DE GRAN CANARIA | 0 | 491 | 22 | 462 | 51 | 0 | 15 | 0 | 7 | 8 | 0 | 632 | 1 | 610 | 23 |
| PUERTO DEL ROSARIO | 0 | 63 | 0 | 28 | 35 | 0 | 1 | 0 | 0 | 1 | 0 | 134 | 0 | 105 | 29 |
| SANTA MARIA DE GUIA DE GRAN | 5 | 21 | 0 | 25 | 1 | 0 | 0 | 0 | 0 | 0 | 20 | 211 | 0 | 221 | 5 |
| TELDE | 0 | 381 | 0 | 303 | 47 | 0 | 8 | 0 | 8 | 1 | 0 | 406 | 0 | 394 | 12 |
| SAN BARTOLOME DE TIRAJANA | 4 | 275 | 0 | 249 | 30 | 0 | 18 | 0 | 13 | 5 | 32 | 366 | 0 | 388 | 10 |
| ARUCAS | 0 | 79 | 0 | 57 | 22 | 0 | 3 | 0 | 0 | 3 | 0 | 145 | 0 | 135 | 10 |
| GRANADILLA DE ABONA | 1 | 61 | 0 | 26 | 36 | 0 | 5 | 0 | 3 | 3 | 0 | 62 | 3 | 56 | 9 |
| SAN SEBASTIAN DE LA GOMERA | 0 | 18 | 0 | 14 | 4 | 0 | 9 | 0 | 1 | 8 | 0 | 19 | 0 | 16 | 3 |
| SANTA CRUZ DE TENERIFE | 22 | 180 | 0 | 176 | 26 | 2 | 31 | 0 | 20 | 13 | 82 | 293 | 0 | 341 | 34 |
| SANTA CRUZ DE LA PALMA | 15 | 65 | 0 | 66 | 17 | 0 | 3 | 0 | 1 | 5 | 0 | 100 | 0 | 103 | 7 |
| ICOD DE LOS VINOS | 8 | 71 | 0 | 59 | 20 | 1 | 0 | 0 | 1 | 0 | 12 | 73 | 0 | 65 | 20 |
| VALVERDE | 3 | 23 | 0 | 16 | 10 | 0 | 0 | 0 | 0 | 0 | 0 | 14 | 0 | 12 | 2 |
| LA LAGUNA | 2 | 220 | 0 | 163 | 59 | 1 | 19 | 0 | 15 | 5 | 22 | 382 | 0 | 359 | 34 |
| LA OROTAVA | 0 | 147 | 0 | 75 | 72 | 0 | 4 | 0 | 2 | 2 | 0 | 80 | 0 | 71 | 9 |
| LOS LLANOS DE ARIDANE | 0 | 69 | 0 | 38 | 31 | 0 | 18 | 0 | 10 | 8 | 0 | 49 | 0 | 49 | 0 |
| PUERTO DE LA CRUZ | 0 | 44 | 2 | 25 | 21 | 0 | 3 | 0 | 0 | 3 | 0 | 34 | 0 | 37 | 1 |
| GÚIMAR | 6 | 75 | 0 | 54 | 27 | 3 | 10 | 0 | 7 | 6 | 23 | 113 | 0 | 129 | 12 |
| ARONA | 0 | 186 | 0 | 83 | 105 | 0 | 39 | 0 | 22 | 17 | 0 | 210 | 0 | 194 | 16 |
| TORRELAVEGA | 4 | 83 | 0 | 64 | 23 | 0 | 11 | 0 | 5 | 6 | 4 | 93 | 0 | 85 | 12 |
| LAREDO | 0 | 8 | 0 | 5 | 3 | 0 | 3 | 0 | 0 | 3 | 0 | 38 | 1 | 39 | 0 |
| SANTANDER | 0 | 43 | 0 | 22 | 21 | 0 | 3 | 0 | 1 | 3 | 0 | 119 | 0 | 103 | 22 |

VIOLENCIA DOMESTICA

| Partido Judicial | Diligencias Previas | | | | | Procedimientos Abreviados | | | | | Juicios de Faltas | | | | | |
|------------------------------|----------------------|-------------|-------------|-----------|-------------------------|---------------------------|-------------|-------------|-----------|-------------------------|----------------------|-------------|-------------|-----------|-------------------------|---|
| | Pendientes al inicio | Registrados | Reiniciados | Resueltos | Pendientes al finalizar | Pendientes al inicio | Registrados | Reiniciados | Resueltos | Pendientes al finalizar | Pendientes al inicio | Registrados | Reiniciados | Resueltos | Pendientes al finalizar | |
| SAN VICENTE DE LA BARQUERA | 0 | 0 | 0 | 0 | 0 | 0 | 0 | 0 | 0 | 0 | 0 | 0 | 0 | 0 | 0 | |
| REINOSA | 0 | 3 | 0 | 1 | 0 | 0 | 0 | 0 | 0 | 0 | 0 | 0 | 17 | 0 | 13 | 4 |
| SANTOÑA | 0 | 10 | 2 | 8 | 4 | 0 | 4 | 1 | 3 | 2 | 0 | 18 | 0 | 14 | 4 | |
| MEDIO CUDEYO | 0 | 6 | 0 | 6 | 0 | 0 | 1 | 0 | 1 | 0 | 0 | 27 | 0 | 27 | 0 | |
| CASTRO URDIALES | 3 | 20 | 0 | 21 | 2 | 0 | 0 | 0 | 0 | 0 | 0 | 19 | 0 | 16 | 3 | |
| AREVALO | 0 | 11 | 0 | 7 | 4 | 0 | 0 | 0 | 0 | 0 | 0 | 11 | 0 | 10 | 1 | |
| ARENAS DE SAN PEDRO | 3 | 22 | 0 | 4 | 21 | 0 | 0 | 0 | 0 | 0 | 0 | 15 | 0 | 13 | 2 | |
| AVILA | 10 | 65 | 0 | 53 | 22 | 5 | 12 | 0 | 7 | 10 | 1 | 74 | 0 | 67 | 8 | |
| PIEDRAHITA | 0 | 2 | 0 | 0 | 2 | 0 | 1 | 0 | 1 | 0 | 0 | 2 | 0 | 3 | 1 | |
| BURGOS | 18 | 175 | 0 | 166 | 27 | 2 | 16 | 0 | 10 | 8 | 20 | 165 | 0 | 170 | 15 | |
| ARANDA DE DUERO | 0 | 33 | 0 | 18 | 15 | 0 | 2 | 0 | 1 | 1 | 0 | 24 | 0 | 21 | 3 | |
| VILLARCAYO | 0 | 2 | 0 | 2 | 0 | 0 | 0 | 0 | 0 | 0 | 5 | 14 | 0 | 19 | 0 | |
| MIRANDA DE EBRO | 5 | 62 | 1 | 54 | 14 | 1 | 19 | 0 | 13 | 7 | 0 | 28 | 0 | 27 | 1 | |
| LERMA | 0 | 1 | 0 | 0 | 1 | 0 | 0 | 0 | 0 | 0 | 0 | 0 | 0 | 0 | 0 | |
| BRIVIESCA | 0 | 2 | 0 | 2 | 0 | 0 | 0 | 0 | 0 | 0 | 0 | 7 | 0 | 7 | 0 | |
| SALAS DE LOS INFANTES | 0 | 5 | 0 | 5 | 0 | 0 | 0 | 0 | 0 | 0 | 0 | 5 | 0 | 5 | 0 | |
| SAHAGUN | 0 | 0 | 0 | 0 | 0 | 0 | 0 | 0 | 0 | 0 | 0 | 0 | 0 | 0 | 0 | |
| LEON | 11 | 134 | 0 | 122 | 23 | 3 | 5 | 0 | 6 | 2 | 5 | 114 | 0 | 109 | 10 | |
| LA BAÑEZA | 0 | 15 | 0 | 12 | 3 | 0 | 1 | 0 | 0 | 1 | 0 | 23 | 0 | 23 | 0 | |
| PONFERRADA | 0 | 62 | 0 | 50 | 14 | 0 | 2 | 0 | 0 | 2 | 0 | 93 | 0 | 91 | 4 | |
| ASTORGA | 5 | 22 | 0 | 21 | 6 | 1 | 4 | 0 | 3 | 2 | 4 | 22 | 1 | 22 | 5 | |
| CISTIerna | 0 | 8 | 0 | 7 | 1 | 0 | 0 | 0 | 0 | 0 | 0 | 3 | 0 | 3 | 0 | |
| VILLABLINO | 0 | 14 | 0 | 14 | 0 | 0 | 4 | 0 | 3 | 1 | 0 | 9 | 0 | 9 | 0 | |
| PALENCIA | 11 | 102 | 1 | 102 | 12 | 4 | 14 | 0 | 14 | 4 | 2 | 71 | 0 | 73 | 0 | |
| CARRION DE LOS CONDES | 0 | 1 | 0 | 1 | 0 | 0 | 0 | 0 | 0 | 0 | 0 | 5 | 0 | 5 | 0 | |
| CERVERA DE PISUERGA | 0 | 23 | 0 | 19 | 4 | 0 | 3 | 0 | 2 | 1 | 0 | 4 | 0 | 4 | 0 | |
| SALAMANCA | 4 | 94 | 1 | 92 | 4 | 0 | 9 | 0 | 5 | 4 | 4 | 100 | 0 | 95 | 9 | |
| CIUDAD RODRIGO | 0 | 0 | 0 | 0 | 0 | 0 | 0 | 0 | 0 | 0 | 0 | 8 | 0 | 8 | 0 | |
| VITIGUDINO | 0 | 4 | 0 | 3 | 1 | 0 | 0 | 0 | 0 | 0 | 0 | 1 | 0 | 1 | 0 | |
| BEJAR | 4 | 26 | 0 | 24 | 6 | 0 | 3 | 0 | 3 | 0 | 1 | 6 | 0 | 6 | 1 | |
| PEÑARANDA DE BRACAMONTE | 0 | 8 | 0 | 8 | 0 | 0 | 0 | 0 | 0 | 0 | 2 | 1 | 0 | 3 | 0 | |
| SEGOVIA | 9 | 74 | 0 | 59 | 24 | 3 | 10 | 0 | 7 | 6 | 14 | 97 | 0 | 98 | 13 | |
| CUELLAR | 0 | 16 | 0 | 14 | 2 | 0 | 0 | 0 | 0 | 0 | 0 | 7 | 0 | 7 | 0 | |
| SEPULVEDA | 0 | 15 | 0 | 6 | 9 | 0 | 0 | 0 | 0 | 0 | 0 | 18 | 0 | 10 | 8 | |
| SANTA MARIA LA REAL DE NIEVA | 1 | 13 | 0 | 7 | 7 | 0 | 0 | 0 | 0 | 0 | 3 | 6 | 0 | 7 | 2 | |
| ALMAZAN | 6 | 13 | 0 | 10 | 9 | 0 | 5 | 0 | 1 | 4 | 2 | 3 | 0 | 5 | 0 | |
| BURGO DE OSMA | 0 | 14 | 0 | 12 | 2 | 0 | 1 | 0 | 1 | 0 | 0 | 10 | 0 | 10 | 0 | |
| SORIA | 0 | 38 | 0 | 37 | 6 | 0 | 3 | 0 | 4 | 1 | 0 | 33 | 0 | 43 | 0 | |
| VALLADOLID | 20 | 501 | 0 | 404 | 117 | 1 | 15 | 1 | 7 | 10 | 13 | 410 | 0 | 347 | 76 | |
| MEDINA DEL CAMPO | 0 | 51 | 0 | 39 | 12 | 0 | 2 | 0 | 0 | 2 | 3 | 46 | 3 | 48 | 4 | |
| MEDINA DE RIOSECO | 0 | 5 | 0 | 1 | 4 | 0 | 0 | 0 | 0 | 0 | 0 | 7 | 0 | 7 | 0 | |
| TORO | 5 | 7 | 0 | 10 | 2 | 1 | 2 | 0 | 1 | 2 | 4 | 16 | 0 | 17 | 1 | |
| ZAMORA | 8 | 99 | 0 | 84 | 20 | 0 | 4 | 0 | 2 | 2 | 8 | 47 | 0 | 45 | 11 | |
| BENAVENTE | 0 | 17 | 0 | 9 | 8 | 0 | 1 | 0 | 0 | 1 | 0 | 8 | 0 | 8 | 0 | |
| PUEBLA DE SANABRIA | 0 | 5 | 0 | 2 | 3 | 0 | 0 | 0 | 0 | 0 | 0 | 1 | 0 | 1 | 0 | |
| VILLALPANDO | 1 | 1 | 0 | 1 | 1 | 0 | 0 | 0 | 0 | 0 | 1 | 0 | 0 | 1 | 0 | |
| ALBACETE | 0 | 101 | 0 | 94 | 13 | 0 | 31 | 1 | 22 | 13 | 0 | 119 | 0 | 103 | 18 | |
| ALCARAZ | 3 | 3 | 0 | 6 | 0 | 1 | 0 | 0 | 1 | 0 | 0 | 9 | 0 | 9 | 0 | |
| ALMANSA | 0 | 74 | 0 | 58 | 16 | 0 | 1 | 0 | 0 | 1 | 0 | 51 | 0 | 47 | 4 | |
| HELLIN | 4 | 99 | 0 | 88 | 15 | 1 | 1 | 0 | 1 | 1 | 15 | 44 | 0 | 53 | 6 | |

VIOLENCIA DOMESTICA

| Partido Judicial | Diligencias Previas | | | | | Procedimientos Abreviados | | | | | Juicios de Faltas | | | | |
|----------------------------|----------------------|-------------|-------------|-----------|-------------------------|---------------------------|-------------|-------------|-----------|-------------------------|----------------------|-------------|-------------|-----------|-------------------------|
| | Pendientes al inicio | Registrados | Reiniciados | Resueltos | Pendientes al finalizar | Pendientes al inicio | Registrados | Reiniciados | Resueltos | Pendientes al finalizar | Pendientes al inicio | Registrados | Reiniciados | Resueltos | Pendientes al finalizar |
| LA RODA | 3 | 6 | 0 | 8 | 1 | 0 | 0 | 0 | 0 | 0 | 2 | 11 | 0 | 13 | 0 |
| VILLAROBLEDO | 0 | 18 | 0 | 8 | 10 | 0 | 1 | 0 | 0 | 1 | 0 | 7 | 0 | 1 | 6 |
| CASAS IBAÑEZ | 3 | 12 | 0 | 13 | 2 | 1 | 2 | 0 | 2 | 1 | 4 | 11 | 0 | 14 | 1 |
| ALCAZAR DE SAN JUAN | 5 | 26 | 0 | 27 | 11 | 0 | 4 | 0 | 0 | 5 | 3 | 24 | 0 | 26 | 11 |
| CIUDAD REAL | 6 | 100 | 0 | 99 | 28 | 0 | 12 | 0 | 10 | 6 | 8 | 98 | 0 | 111 | 12 |
| DAIMIEL | 0 | 5 | 0 | 2 | 3 | 0 | 1 | 0 | 1 | 0 | 0 | 12 | 0 | 12 | 0 |
| MANZANARES | 0 | 21 | 6 | 23 | 4 | 0 | 0 | 0 | 0 | 0 | 0 | 20 | 0 | 18 | 0 |
| VALDEPEÑAS | 0 | 32 | 0 | 29 | 3 | 0 | 8 | 0 | 0 | 8 | 0 | 14 | 0 | 14 | 0 |
| VILLANUEVA DE LOS INFANTES | 4 | 20 | 1 | 20 | 5 | 2 | 1 | 0 | 3 | 0 | 7 | 7 | 0 | 11 | 3 |
| PUERTOLLANO | 16 | 93 | 0 | 36 | 73 | 0 | 0 | 0 | 0 | 0 | 14 | 68 | 0 | 47 | 35 |
| TOMELLOSO | 0 | 65 | 0 | 33 | 32 | 0 | 0 | 0 | 0 | 0 | 0 | 51 | 0 | 36 | 15 |
| ALMAGRO | 9 | 27 | 1 | 25 | 12 | 8 | 10 | 0 | 13 | 5 | 1 | 28 | 0 | 25 | 4 |
| ALMADEN | 0 | 17 | 0 | 16 | 1 | 0 | 3 | 0 | 2 | 1 | 0 | 8 | 0 | 8 | 0 |
| CUENCA | 1 | 48 | 0 | 42 | 7 | 0 | 4 | 0 | 3 | 1 | 0 | 50 | 0 | 50 | 0 |
| TARANCON | 7 | 18 | 0 | 15 | 10 | 0 | 2 | 0 | 0 | 2 | 1 | 10 | 0 | 6 | 5 |
| MOTILLA DEL PALANCAR | 8 | 34 | 2 | 33 | 11 | 2 | 7 | 0 | 2 | 7 | 0 | 19 | 0 | 17 | 2 |
| SAN CLEMENTE | 0 | 24 | 0 | 15 | 9 | 0 | 2 | 0 | 1 | 1 | 0 | 21 | 0 | 13 | 8 |
| GUADALAJARA | 13 | 292 | 1 | 247 | 57 | 0 | 20 | 2 | 12 | 10 | 2 | 102 | 5 | 79 | 23 |
| MOLINA DE ARAGON | 0 | 3 | 0 | 2 | 1 | 0 | 0 | 0 | 0 | 0 | 0 | 10 | 0 | 9 | 1 |
| SIGÜENZA | 0 | 9 | 0 | 5 | 1 | 0 | 0 | 0 | 0 | 0 | 0 | 7 | 0 | 7 | 0 |
| OCAÑA | 5 | 25 | 0 | 23 | 7 | 1 | 0 | 0 | 0 | 1 | 11 | 19 | 0 | 28 | 2 |
| ORGAZ | 0 | 7 | 0 | 7 | 0 | 0 | 0 | 0 | 0 | 0 | 0 | 12 | 0 | 12 | 0 |
| ILLESCAS | 46 | 98 | 0 | 117 | 27 | 0 | 4 | 0 | 1 | 3 | 13 | 84 | 0 | 91 | 6 |
| TALAVERA DE LA REINA | 0 | 77 | 1 | 51 | 27 | 8 | 11 | 0 | 13 | 6 | 6 | 88 | 0 | 83 | 11 |
| TOLEDO | 13 | 82 | 0 | 61 | 34 | 1 | 7 | 0 | 4 | 4 | 12 | 87 | 0 | 79 | 20 |
| TORRIJOS | 39 | 64 | 0 | 38 | 65 | 2 | 14 | 0 | 7 | 9 | 0 | 98 | 1 | 80 | 19 |
| QUINTANAR DE LA ORDEN | 0 | 55 | 0 | 40 | 15 | 0 | 5 | 0 | 4 | 1 | 0 | 22 | 0 | 18 | 4 |
| MARTORELL | 0 | 58 | 0 | 23 | 35 | 0 | 0 | 0 | 0 | 0 | 0 | 165 | 0 | 157 | 8 |
| MANRESA | 0 | 139 | 0 | 81 | 58 | 0 | 23 | 0 | 15 | 8 | 0 | 97 | 0 | 80 | 17 |
| GRANOLLERS | 0 | 127 | 5 | 76 | 61 | 0 | 2 | 0 | 1 | 4 | 0 | 118 | 2 | 105 | 16 |
| MATARO | 0 | 131 | 0 | 100 | 28 | 0 | 6 | 0 | 1 | 5 | 0 | 174 | 0 | 154 | 20 |
| VIC | 7 | 52 | 0 | 46 | 13 | 0 | 5 | 0 | 2 | 3 | 3 | 92 | 0 | 82 | 13 |
| ARENYS DE MAR | 19 | 139 | 1 | 106 | 49 | 2 | 25 | 0 | 15 | 12 | 34 | 224 | 0 | 201 | 57 |
| IGUALADA | 10 | 71 | 0 | 52 | 27 | 4 | 6 | 0 | 6 | 4 | 32 | 88 | 0 | 79 | 41 |
| BERGA | 2 | 28 | 0 | 30 | 0 | 3 | 4 | 0 | 6 | 1 | 2 | 13 | 0 | 15 | 0 |
| VILAFRANCA DEL PENEDES | 6 | 42 | 3 | 37 | 20 | 7 | 18 | 0 | 8 | 20 | 10 | 42 | 5 | 69 | 30 |
| BADALONA | 47 | 144 | 2 | 136 | 68 | 11 | 15 | 1 | 18 | 5 | 38 | 191 | 0 | 221 | 23 |
| BARCELONA | 32 | 507 | 25 | 373 | 205 | 4 | 142 | 3 | 96 | 53 | 67 | 1492 | 8 | 1449 | 131 |
| SANT BOI DE LLOBREGAT | 0 | 22 | 0 | 11 | 11 | 0 | 0 | 0 | 0 | 0 | 0 | 63 | 0 | 61 | 2 |
| SABADELL | 45 | 165 | 2 | 131 | 81 | 8 | 14 | 0 | 3 | 19 | 10 | 117 | 0 | 118 | 9 |
| VILANOVA I LA GELTRU | 29 | 86 | 2 | 67 | 50 | 1 | 8 | 1 | 1 | 9 | 3 | 102 | 0 | 98 | 7 |
| TERRASSA | 3 | 120 | 1 | 80 | 44 | 2 | 22 | 0 | 10 | 14 | 2 | 154 | 0 | 128 | 28 |
| SANT FELIU DE LLOBREGAT | 19 | 107 | 0 | 81 | 45 | 6 | 25 | 0 | 20 | 11 | 22 | 190 | 1 | 175 | 32 |
| L'HOSPITALET DE LLOBREGAT | 24 | 58 | 2 | 61 | 53 | 3 | 35 | 0 | 33 | 10 | 10 | 222 | 1 | 229 | 13 |
| SANTA COLOMA DE GRAMENET | 4 | 74 | 7 | 59 | 34 | 1 | 3 | 1 | 3 | 2 | 11 | 132 | 0 | 151 | 8 |
| CERDANYOLA DEL VALLES | 15 | 98 | 4 | 60 | 60 | 3 | 16 | 0 | 2 | 18 | 27 | 170 | 0 | 155 | 25 |
| CORNELLA DE LLOBREGAT | 11 | 184 | 0 | 137 | 58 | 1 | 21 | 0 | 5 | 17 | 10 | 88 | 0 | 78 | 20 |
| GAVA | 9 | 144 | 0 | 78 | 87 | 0 | 22 | 0 | 7 | 15 | 1 | 108 | 0 | 97 | 14 |
| MOLLET DEL VALLES | 0 | 235 | 5 | 168 | 72 | 0 | 14 | 0 | 14 | 0 | 0 | 110 | 0 | 91 | 19 |
| ESPLUGES DE LLOBREGAT | 0 | 40 | 0 | 30 | 10 | 0 | 3 | 0 | 3 | 0 | 0 | 12 | 0 | 10 | 2 |

VIOLENCIA DOMESTICA

| Partido Judicial | Diligencias Previas | | | | | Procedimientos Abreviados | | | | | Juicios de Faltas | | | | |
|------------------------------|----------------------|-------------|-------------|-----------|-------------------------|---------------------------|-------------|-------------|-----------|-------------------------|----------------------|-------------|-------------|-----------|-------------------------|
| | Pendientes al inicio | Registrados | Reiniciados | Resueltos | Pendientes al finalizar | Pendientes al inicio | Registrados | Reiniciados | Resueltos | Pendientes al finalizar | Pendientes al inicio | Registrados | Reiniciados | Resueltos | Pendientes al finalizar |
| RUBI | 21 | 74 | 0 | 53 | 43 | 5 | 9 | 0 | 5 | 9 | 29 | 130 | 0 | 147 | 15 |
| EL PRAT DE LLOBREGAT | 0 | 34 | 0 | 21 | 13 | 0 | 13 | 0 | 8 | 5 | 0 | 77 | 0 | 77 | 0 |
| FIGUERES | 0 | 90 | 0 | 67 | 23 | 3 | 19 | 0 | 14 | 8 | 0 | 93 | 4 | 79 | 18 |
| GIRONA | 14 | 221 | 0 | 170 | 68 | 4 | 35 | 0 | 32 | 11 | 7 | 209 | 0 | 206 | 28 |
| LA BISBAL D'EMPORDA | 3 | 101 | 0 | 61 | 43 | 1 | 14 | 0 | 8 | 7 | 0 | 131 | 0 | 112 | 19 |
| RIPOLL | 5 | 8 | 0 | 9 | 4 | 0 | 1 | 0 | 1 | 0 | 32 | 19 | 3 | 37 | 17 |
| SANTA COLOMA DE FARNERS | 5 | 46 | 0 | 33 | 18 | 0 | 3 | 0 | 0 | 3 | 2 | 38 | 0 | 37 | 3 |
| OLOT | 3 | 30 | 0 | 17 | 16 | 0 | 1 | 0 | 0 | 1 | 6 | 14 | 9 | 11 | 18 |
| BLANES | 0 | 66 | 0 | 30 | 36 | 0 | 8 | 0 | 10 | 8 | 0 | 37 | 0 | 25 | 12 |
| SANT FELIU DE GUIXOLS | 25 | 73 | 2 | 21 | 79 | 5 | 19 | 0 | 16 | 8 | 56 | 68 | 0 | 74 | 50 |
| PUIGCERDA | 0 | 6 | 1 | 2 | 5 | 0 | 0 | 0 | 0 | 0 | 0 | 5 | 0 | 5 | 0 |
| TREMP | 0 | 4 | 0 | 4 | 0 | 0 | 0 | 0 | 0 | 0 | 0 | 9 | 0 | 9 | 0 |
| BALAGUER | 0 | 65 | 0 | 61 | 6 | 0 | 10 | 0 | 11 | 1 | 0 | 43 | 0 | 39 | 5 |
| CERVERA | 6 | 34 | 0 | 26 | 14 | 1 | 10 | 0 | 9 | 2 | 8 | 28 | 0 | 31 | 5 |
| LLEIDA | 19 | 149 | 4 | 135 | 37 | 0 | 10 | 0 | 7 | 3 | 40 | 197 | 0 | 231 | 6 |
| LA SEU D'URGELL | 0 | 21 | 0 | 19 | 2 | 0 | 0 | 0 | 0 | 0 | 0 | 22 | 0 | 22 | 0 |
| VIELHA E MIJARAN | 0 | 10 | 0 | 9 | 1 | 0 | 4 | 0 | 3 | 1 | 0 | 4 | 0 | 3 | 1 |
| SOLSONA | 0 | 17 | 0 | 6 | 11 | 0 | 1 | 0 | 1 | 0 | 6 | 6 | 0 | 11 | 1 |
| EL VENDRELL | 12 | 71 | 0 | 63 | 20 | 0 | 2 | 0 | 1 | 1 | 7 | 134 | 0 | 131 | 10 |
| REUS | 3 | 207 | 1 | 117 | 94 | 0 | 11 | 0 | 2 | 8 | 0 | 141 | 2 | 102 | 41 |
| AMPOSTA | 0 | 35 | 0 | 22 | 13 | 0 | 2 | 0 | 0 | 0 | 0 | 27 | 0 | 24 | 5 |
| VALLS | 0 | 58 | 0 | 10 | 15 | 0 | 5 | 1 | 0 | 4 | 0 | 55 | 0 | 50 | 5 |
| GANDESA | 0 | 8 | 0 | 7 | 1 | 0 | 1 | 0 | 0 | 1 | 0 | 14 | 0 | 14 | 0 |
| TARRAGONA | 1 | 292 | 1 | 213 | 89 | 1 | 26 | 0 | 16 | 13 | 0 | 210 | 0 | 210 | 36 |
| TORTOSA | 0 | 53 | 0 | 43 | 10 | 1 | 9 | 0 | 4 | 6 | 0 | 69 | 0 | 66 | 3 |
| FALSET | 0 | 4 | 0 | 4 | 0 | 0 | 0 | 0 | 0 | 0 | 0 | 7 | 0 | 7 | 0 |
| DENIA | 0 | 84 | 0 | 37 | 47 | 0 | 6 | 0 | 1 | 5 | 0 | 93 | 0 | 86 | 7 |
| ALCOY | 19 | 54 | 0 | 49 | 24 | 0 | 2 | 0 | 0 | 2 | 32 | 85 | 0 | 63 | 67 |
| ALICANTE | 14 | 354 | 7 | 322 | 53 | 4 | 44 | 1 | 40 | 9 | 35 | 437 | 2 | 401 | 62 |
| ORIHUELA | 12 | 167 | 1 | 129 | 51 | 0 | 3 | 0 | 2 | 1 | 16 | 177 | 0 | 179 | 14 |
| VILLAJYOYOSA | 0 | 58 | 0 | 28 | 30 | 0 | 1 | 0 | 1 | 0 | 0 | 89 | 0 | 73 | 16 |
| ELDA | 0 | 76 | 9 | 62 | 23 | 0 | 25 | 0 | 12 | 13 | 0 | 141 | 0 | 118 | 23 |
| VILLENA | 0 | 24 | 0 | 17 | 7 | 0 | 0 | 0 | 0 | 0 | 0 | 20 | 0 | 20 | 0 |
| ELX | 36 | 193 | 3 | 167 | 65 | 0 | 22 | 0 | 8 | 14 | 20 | 264 | 0 | 252 | 39 |
| BENIDORM | 12 | 147 | 1 | 126 | 34 | 3 | 18 | 0 | 15 | 6 | 20 | 187 | 1 | 171 | 37 |
| SAN VICENTE DEL RASPEIG | 0 | 98 | 0 | 41 | 75 | 0 | 4 | 0 | 1 | 7 | 0 | 72 | 0 | 65 | 7 |
| NOVELDA | 81 | 61 | 0 | 97 | 68 | 4 | 3 | 0 | 9 | 7 | 26 | 77 | 4 | 71 | 36 |
| IBI | 21 | 13 | 0 | 0 | 34 | 3 | 0 | 0 | 0 | 3 | 8 | 15 | 0 | 21 | 2 |
| TORREVIEJA | 23 | 107 | 0 | 66 | 64 | 4 | 14 | 0 | 8 | 10 | 12 | 207 | 0 | 136 | 83 |
| CASTELLO DE LA PLANA | 0 | 196 | 0 | 90 | 106 | 0 | 3 | 0 | 0 | 3 | 0 | 129 | 0 | 108 | 21 |
| SEGORBE | 5 | 15 | 0 | 11 | 9 | 0 | 4 | 0 | 1 | 3 | 1 | 20 | 0 | 19 | 2 |
| VINAROS | 32 | 98 | 0 | 68 | 62 | 2 | 3 | 0 | 0 | 5 | 18 | 84 | 0 | 77 | 25 |
| NULES | 0 | 62 | 0 | 46 | 16 | 0 | 2 | 0 | 0 | 2 | 9 | 73 | 0 | 67 | 15 |
| VILLARREAL DE LOS INFANTES/M | 7 | 63 | 0 | 47 | 23 | 0 | 1 | 0 | 1 | 0 | 2 | 62 | 0 | 64 | 0 |
| LLIRIA | 0 | 49 | 1 | 32 | 18 | 0 | 1 | 0 | 0 | 1 | 7 | 108 | 0 | 115 | 0 |
| GANDIA | 0 | 94 | 0 | 70 | 19 | 0 | 8 | 0 | 4 | 4 | 0 | 84 | 0 | 74 | 10 |
| ONTINYENT | 27 | 56 | 0 | 63 | 20 | 2 | 5 | 0 | 5 | 2 | 0 | 57 | 0 | 49 | 8 |
| TORRENTE | 0 | 140 | 0 | 73 | 66 | 3 | 6 | 0 | 3 | 6 | 54 | 183 | 0 | 152 | 38 |
| SUECA | 0 | 32 | 0 | 16 | 16 | 0 | 0 | 0 | 0 | 0 | 0 | 57 | 0 | 52 | 5 |
| VALENCIA | 2 | 635 | 1 | 453 | 215 | 0 | 39 | 0 | 35 | 10 | 7 | 818 | 2 | 689 | 155 |

VIOLENCIA DOMESTICA

| Partido Judicial | Diligencias Previas | | | | | Procedimientos Abreviados | | | | | Juicios de Faltas | | | | |
|--------------------------|----------------------|-------------|-------------|-----------|-------------------------|---------------------------|-------------|-------------|-----------|-------------------------|----------------------|-------------|-------------|-----------|-------------------------|
| | Pendientes al inicio | Registrados | Reiniciados | Resueltos | Pendientes al finalizar | Pendientes al inicio | Registrados | Reiniciados | Resueltos | Pendientes al finalizar | Pendientes al inicio | Registrados | Reiniciados | Resueltos | Pendientes al finalizar |
| SAGUNTO | 0 | 75 | 0 | 39 | 36 | 0 | 1 | 0 | 0 | 1 | 0 | 52 | 0 | 40 | 12 |
| ALZIRA | 46 | 71 | 0 | 64 | 47 | 4 | 7 | 0 | 3 | 8 | 7 | 92 | 0 | 80 | 17 |
| CARLET | 26 | 77 | 0 | 56 | 41 | 0 | 13 | 0 | 5 | 8 | 31 | 121 | 0 | 117 | 26 |
| XATIVA | 4 | 113 | 0 | 93 | 24 | 1 | 9 | 0 | 4 | 7 | 10 | 101 | 0 | 97 | 14 |
| REQUENA | 13 | 66 | 0 | 32 | 47 | 0 | 2 | 0 | 1 | 1 | 7 | 59 | 0 | 66 | 0 |
| CATARROJA | 10 | 76 | 0 | 55 | 31 | 0 | 5 | 0 | 1 | 4 | 15 | 165 | 0 | 143 | 37 |
| MONCADA | 0 | 52 | 0 | 51 | 9 | 0 | 1 | 0 | 2 | 0 | 0 | 64 | 0 | 72 | 2 |
| PATERNA | 18 | 96 | 0 | 87 | 29 | 1 | 9 | 0 | 5 | 5 | 15 | 175 | 0 | 190 | 15 |
| QUART DE POBLET | 1 | 34 | 0 | 32 | 3 | 2 | 7 | 0 | 3 | 6 | 3 | 17 | 0 | 19 | 1 |
| MISLATA | 1 | 104 | 0 | 91 | 14 | 0 | 7 | 0 | 3 | 4 | 14 | 61 | 7 | 80 | 2 |
| MASSAMAGRELL | 5 | 45 | 0 | 29 | 21 | 0 | 1 | 0 | 0 | 1 | 17 | 60 | 0 | 67 | 10 |
| PICASSENT | 11 | 24 | 0 | 22 | 13 | 0 | 2 | 0 | 1 | 1 | 2 | 20 | 0 | 17 | 5 |
| VILLANUEVA DE LA SERENA | 0 | 41 | 1 | 41 | 1 | 0 | 0 | 0 | 0 | 0 | 0 | 13 | 0 | 13 | 0 |
| ALMENDRALEJO | 0 | 14 | 0 | 7 | 7 | 0 | 1 | 0 | 1 | 0 | 0 | 22 | 0 | 16 | 6 |
| LLERENA | 6 | 15 | 0 | 15 | 6 | 1 | 5 | 0 | 4 | 2 | 6 | 25 | 0 | 28 | 3 |
| MERIDA | 0 | 68 | 0 | 50 | 18 | 0 | 1 | 0 | 0 | 1 | 0 | 64 | 0 | 63 | 1 |
| BADAJOS | 0 | 118 | 0 | 104 | 14 | 0 | 10 | 0 | 2 | 8 | 0 | 95 | 0 | 93 | 2 |
| OLIVENZA | 0 | 21 | 0 | 21 | 0 | 0 | 0 | 0 | 0 | 0 | 0 | 12 | 0 | 12 | 0 |
| ZAFRA | 0 | 28 | 0 | 20 | 8 | 0 | 0 | 0 | 0 | 0 | 0 | 29 | 0 | 30 | 0 |
| JEREZ DE LOS CABALLEROS | 0 | 10 | 0 | 8 | 2 | 0 | 0 | 0 | 0 | 0 | 0 | 11 | 0 | 11 | 0 |
| HERRERA DEL DUQUE | 0 | 10 | 0 | 10 | 0 | 0 | 0 | 0 | 0 | 0 | 0 | 10 | 0 | 10 | 0 |
| CASTUERA | 1 | 8 | 0 | 6 | 3 | 0 | 0 | 0 | 0 | 0 | 0 | 8 | 0 | 8 | 0 |
| DON BENITO | 0 | 7 | 0 | 6 | 1 | 2 | 0 | 0 | 2 | 0 | 2 | 32 | 0 | 34 | 0 |
| FREGENAL DE LA SIERRA | 2 | 8 | 0 | 10 | 0 | 0 | 2 | 0 | 2 | 0 | 0 | 6 | 0 | 6 | 0 |
| MONTIJO | 0 | 9 | 0 | 9 | 0 | 0 | 0 | 0 | 0 | 0 | 0 | 4 | 0 | 4 | 0 |
| VILAFRANCA DE LOS BARROS | 13 | 19 | 0 | 32 | 0 | 0 | 0 | 0 | 0 | 0 | 3 | 45 | 0 | 47 | 1 |
| CACERES | 3 | 115 | 1 | 102 | 17 | 2 | 10 | 0 | 10 | 2 | 7 | 87 | 0 | 87 | 7 |
| CORIA | 13 | 34 | 0 | 32 | 15 | 2 | 9 | 0 | 5 | 6 | 7 | 10 | 0 | 17 | 0 |
| NAVALMORAL DE LA MATA | 0 | 42 | 0 | 42 | 0 | 1 | 6 | 0 | 2 | 5 | 3 | 43 | 0 | 44 | 2 |
| PLASENCIA | 10 | 53 | 0 | 57 | 6 | 0 | 7 | 0 | 3 | 4 | 3 | 93 | 0 | 92 | 4 |
| TRUJILLO | 0 | 27 | 0 | 25 | 2 | 1 | 0 | 0 | 1 | 0 | 0 | 23 | 0 | 22 | 1 |
| VALENCIA DE ALCANTARA | 0 | 3 | 0 | 3 | 0 | 0 | 0 | 0 | 0 | 0 | 0 | 2 | 0 | 1 | 1 |
| LOGROSAN | 0 | 6 | 0 | 1 | 5 | 0 | 0 | 0 | 0 | 0 | 0 | 6 | 0 | 6 | 1 |
| BETANZOS | 0 | 20 | 0 | 17 | 3 | 0 | 0 | 0 | 0 | 0 | 0 | 4 | 0 | 4 | 0 |
| SANTIAGO DE COMPOSTELA | 0 | 57 | 5 | 44 | 18 | 0 | 2 | 0 | 0 | 2 | 0 | 82 | 0 | 74 | 2 |
| FERROL | 0 | 69 | 6 | 44 | 34 | 0 | 8 | 0 | 3 | 5 | 0 | 112 | 0 | 87 | 48 |
| A CORUÑA | 16 | 679 | 0 | 640 | 64 | 0 | 49 | 0 | 25 | 24 | 4 | 390 | 0 | 362 | 45 |
| NOIA | 0 | 6 | 0 | 6 | 0 | 0 | 0 | 0 | 0 | 0 | 0 | 15 | 0 | 15 | 0 |
| CARBALLO | 4 | 22 | 0 | 22 | 4 | 0 | 0 | 0 | 0 | 0 | 0 | 12 | 0 | 12 | 0 |
| CORCUBION | 0 | 22 | 0 | 19 | 3 | 0 | 2 | 0 | 0 | 2 | 9 | 26 | 0 | 33 | 2 |
| ARZUA | 0 | 13 | 0 | 10 | 3 | 2 | 5 | 0 | 5 | 2 | 2 | 9 | 0 | 11 | 0 |
| ORTIGUEIRA | 0 | 37 | 0 | 28 | 9 | 0 | 2 | 0 | 0 | 2 | 0 | 6 | 0 | 4 | 2 |
| RIBEIRA | 15 | 64 | 1 | 70 | 10 | 4 | 9 | 0 | 6 | 7 | 6 | 47 | 0 | 47 | 6 |
| NEGREIRA | 0 | 13 | 0 | 6 | 7 | 0 | 4 | 0 | 0 | 4 | 5 | 6 | 0 | 11 | 0 |
| MUROS | 0 | 9 | 0 | 3 | 6 | 0 | 3 | 0 | 2 | 1 | 0 | 2 | 0 | 2 | 0 |
| PADRON | 18 | 20 | 0 | 20 | 18 | 10 | 2 | 0 | 5 | 7 | 0 | 17 | 0 | 16 | 1 |
| ORDES | 0 | 22 | 1 | 17 | 6 | 0 | 5 | 0 | 5 | 0 | 0 | 18 | 0 | 18 | 0 |
| MONDOÑEDO | 0 | 32 | 0 | 15 | 17 | 0 | 0 | 0 | 0 | 0 | 0 | 6 | 1 | 7 | 0 |
| CHANTADA | 0 | 15 | 0 | 8 | 7 | 0 | 0 | 0 | 0 | 0 | 0 | 7 | 6 | 13 | 0 |
| LUGO | 11 | 129 | 0 | 116 | 24 | 5 | 5 | 0 | 8 | 2 | 2 | 78 | 0 | 69 | 11 |

VIOLENCIA DOMESTICA

| Partido Judicial | Diligencias Previas | | | | | Procedimientos Abreviados | | | | | Juicios de Faltas | | | | |
|----------------------------|----------------------|-------------|-------------|-----------|-------------------------|---------------------------|-------------|-------------|-----------|-------------------------|----------------------|-------------|-------------|-----------|-------------------------|
| | Pendientes al inicio | Registrados | Reiniciados | Resueltos | Pendientes al finalizar | Pendientes al inicio | Registrados | Reiniciados | Resueltos | Pendientes al finalizar | Pendientes al inicio | Registrados | Reiniciados | Resueltos | Pendientes al finalizar |
| VILLALBA | 5 | 14 | 0 | 15 | 5 | 0 | 1 | 0 | 1 | 0 | 0 | 8 | 0 | 8 | 2 |
| MONFORTE DE LEMOS | 0 | 15 | 0 | 12 | 3 | 0 | 0 | 0 | 0 | 0 | 0 | 9 | 0 | 5 | 5 |
| VIVEIRO | 7 | 32 | 0 | 29 | 10 | 0 | 5 | 0 | 5 | 0 | 0 | 19 | 0 | 17 | 2 |
| SARRIA | 0 | 5 | 0 | 5 | 0 | 0 | 0 | 0 | 0 | 0 | 0 | 3 | 0 | 3 | 0 |
| FONSAGRADA | 0 | 0 | 0 | 0 | 0 | 0 | 0 | 0 | 0 | 0 | 0 | 0 | 0 | 0 | 0 |
| BECERREA | 0 | 1 | 0 | 1 | 0 | 0 | 2 | 0 | 1 | 1 | 0 | 0 | 0 | 0 | 0 |
| OURENSE | 1 | 74 | 0 | 55 | 20 | 1 | 4 | 0 | 3 | 2 | 5 | 83 | 0 | 79 | 9 |
| RIBADAVIA | 6 | 13 | 0 | 19 | 0 | 0 | 4 | 0 | 3 | 1 | 0 | 17 | 0 | 17 | 0 |
| XINZO DE LIMIA | 6 | 16 | 0 | 17 | 5 | 3 | 2 | 0 | 3 | 2 | 0 | 10 | 0 | 9 | 1 |
| PUEBLA DE TRIVES | 3 | 13 | 0 | 14 | 2 | 0 | 1 | 0 | 0 | 1 | 1 | 18 | 0 | 18 | 1 |
| VERIN | 0 | 15 | 0 | 13 | 2 | 0 | 1 | 0 | 0 | 1 | 0 | 7 | 0 | 5 | 2 |
| BARCO DE VALDEORRAS | 1 | 8 | 0 | 8 | 1 | 0 | 0 | 0 | 0 | 0 | 0 | 7 | 0 | 6 | 1 |
| O CARBALLIÑO | 0 | 41 | 0 | 32 | 9 | 0 | 3 | 0 | 2 | 1 | 5 | 18 | 0 | 23 | 0 |
| BANDE | 0 | 0 | 0 | 0 | 0 | 0 | 0 | 0 | 0 | 0 | 0 | 3 | 0 | 3 | 0 |
| CELANOVA | 0 | 2 | 0 | 2 | 0 | 0 | 1 | 0 | 0 | 1 | 0 | 6 | 0 | 6 | 0 |
| PONTEAREAS | 0 | 25 | 0 | 19 | 6 | 0 | 9 | 0 | 9 | 0 | 0 | 14 | 0 | 19 | 0 |
| VILAGARCIA DE AROUSA | 0 | 22 | 0 | 11 | 11 | 0 | 3 | 0 | 1 | 2 | 0 | 26 | 0 | 26 | 0 |
| VIGO | 21 | 911 | 0 | 823 | 112 | 4 | 54 | 0 | 39 | 19 | 22 | 444 | 26 | 426 | 66 |
| PONTEVEDRA | 0 | 34 | 0 | 24 | 10 | 0 | 6 | 0 | 2 | 4 | 0 | 69 | 0 | 67 | 2 |
| ESTRADA (A) | 0 | 58 | 0 | 39 | 19 | 0 | 6 | 0 | 3 | 3 | 0 | 13 | 0 | 12 | 1 |
| TUI | 0 | 35 | 0 | 9 | 32 | 0 | 4 | 0 | 4 | 2 | 0 | 21 | 0 | 30 | 3 |
| CANGAS DE MORRAZO | 0 | 71 | 0 | 61 | 10 | 0 | 4 | 0 | 4 | 0 | 0 | 74 | 0 | 56 | 18 |
| LALIN | 10 | 11 | 0 | 20 | 1 | 0 | 0 | 0 | 0 | 0 | 8 | 25 | 0 | 28 | 5 |
| CAMBADOS | 0 | 33 | 0 | 11 | 22 | 0 | 1 | 0 | 1 | 0 | 0 | 49 | 0 | 46 | 3 |
| REDONDELA | 0 | 5 | 0 | 3 | 2 | 0 | 25 | 0 | 25 | 0 | 7 | 7 | 0 | 14 | 0 |
| PORRIÑO | 0 | 31 | 0 | 17 | 14 | 0 | 1 | 0 | 0 | 1 | 0 | 28 | 0 | 25 | 3 |
| CALDAS DE REIS | 0 | 0 | 0 | 0 | 0 | 0 | 0 | 0 | 0 | 0 | 0 | 10 | 0 | 10 | 0 |
| MARIN | 0 | 37 | 0 | 6 | 22 | 0 | 1 | 0 | 1 | 0 | 0 | 16 | 0 | 3 | 10 |
| TORRELAGUNA | 0 | 25 | 0 | 9 | 16 | 0 | 0 | 0 | 0 | 0 | 8 | 49 | 0 | 55 | 2 |
| TORREJON DE ARDOZ | 46 | 150 | 0 | 115 | 81 | 5 | 19 | 0 | 11 | 13 | 30 | 201 | 0 | 197 | 42 |
| NAVALCARNERO | 0 | 29 | 0 | 17 | 12 | 0 | 3 | 0 | 0 | 3 | 0 | 50 | 0 | 47 | 47 |
| ALCALA DE HENARES | 32 | 333 | 1 | 284 | 73 | 9 | 35 | 0 | 42 | 13 | 65 | 278 | 0 | 266 | 66 |
| ALCOBENDAS | 20 | 190 | 0 | 133 | 77 | 4 | 27 | 0 | 9 | 22 | 7 | 204 | 0 | 196 | 15 |
| MOSTOLES | 0 | 154 | 1 | 113 | 42 | 0 | 9 | 0 | 3 | 6 | 3 | 153 | 0 | 140 | 16 |
| SAN LORENZO DE EL ESCORIAL | 0 | 43 | 0 | 27 | 9 | 0 | 1 | 0 | 1 | 0 | 0 | 28 | 0 | 18 | 10 |
| ARANJUEZ | 8 | 53 | 0 | 49 | 12 | 1 | 4 | 0 | 1 | 4 | 5 | 78 | 0 | 69 | 14 |
| LEGANES | 12 | 112 | 0 | 99 | 25 | 0 | 6 | 0 | 3 | 3 | 20 | 205 | 0 | 212 | 13 |
| GETAFE | 0 | 108 | 0 | 83 | 25 | 0 | 11 | 0 | 2 | 9 | 0 | 123 | 0 | 123 | 10 |
| MADRID | 174 | 2801 | 40 | 2369 | 734 | 36 | 455 | 5 | 330 | 178 | 350 | 3455 | 36 | 3375 | 651 |
| MAJADAHONDA | 9 | 110 | 0 | 103 | 46 | 1 | 10 | 0 | 7 | 5 | 13 | 97 | 0 | 101 | 57 |
| COSLADA | 4 | 108 | 0 | 88 | 33 | 4 | 35 | 0 | 18 | 24 | 48 | 202 | 0 | 202 | 48 |
| ARGANDA DEL REY | 89 | 123 | 0 | 112 | 100 | 19 | 17 | 0 | 19 | 17 | 25 | 119 | 0 | 132 | 12 |
| COLLADO VILLALBA | 5 | 158 | 0 | 109 | 54 | 2 | 9 | 0 | 8 | 3 | 8 | 211 | 0 | 193 | 26 |
| PARLA | 3 | 85 | 0 | 71 | 17 | 0 | 10 | 0 | 7 | 3 | 0 | 125 | 0 | 118 | 7 |
| ALCORCON | 18 | 209 | 0 | 157 | 70 | 1 | 21 | 2 | 9 | 15 | 2 | 179 | 0 | 128 | 53 |
| FUENLABRADA | 3 | 470 | 1 | 340 | 136 | 2 | 30 | 3 | 16 | 26 | 25 | 420 | 0 | 452 | 44 |
| COLMENAR VIEJO | 48 | 93 | 0 | 95 | 49 | 19 | 14 | 0 | 17 | 16 | 38 | 138 | 0 | 153 | 26 |
| VALDEMORO | 0 | 64 | 0 | 55 | 9 | 0 | 7 | 0 | 7 | 0 | 0 | 35 | 0 | 35 | 0 |
| CARAVACA DE LA CRUZ | 0 | 9 | 0 | 9 | 0 | 0 | 1 | 0 | 0 | 1 | 0 | 39 | 0 | 38 | 1 |
| CARTAGENA | 4 | 198 | 0 | 140 | 67 | 3 | 26 | 0 | 8 | 16 | 3 | 235 | 5 | 196 | 55 |

VIOLENCIA DOMESTICA

| Partido Judicial | Diligencias Previas | | | | | Procedimientos Abreviados | | | | | Juicios de Faltas | | | | |
|------------------------|----------------------|-------------|-------------|-----------|-------------------------|---------------------------|-------------|-------------|-----------|-------------------------|----------------------|-------------|-------------|-----------|-------------------------|
| | Pendientes al inicio | Registrados | Reiniciados | Resueltos | Pendientes al finalizar | Pendientes al inicio | Registrados | Reiniciados | Resueltos | Pendientes al finalizar | Pendientes al inicio | Registrados | Reiniciados | Resueltos | Pendientes al finalizar |
| CIEZA | 39 | 59 | 0 | 88 | 40 | 2 | 10 | 0 | 9 | 3 | 20 | 57 | 0 | 70 | 17 |
| LORCA | 0 | 190 | 0 | 171 | 19 | 0 | 5 | 0 | 4 | 3 | 0 | 200 | 0 | 164 | 43 |
| MULA | 0 | 36 | 0 | 34 | 2 | 0 | 0 | 0 | 0 | 0 | 0 | 15 | 0 | 15 | 0 |
| MURCIA | 9 | 685 | 4 | 457 | 241 | 2 | 67 | 0 | 40 | 17 | 83 | 412 | 0 | 433 | 74 |
| YECLA | 4 | 34 | 0 | 25 | 13 | 4 | 11 | 0 | 14 | 1 | 7 | 15 | 0 | 15 | 7 |
| MOLINA DE SEGURA | 11 | 112 | 0 | 101 | 41 | 1 | 23 | 0 | 10 | 14 | 30 | 124 | 0 | 106 | 61 |
| TOTANA | 23 | 92 | 0 | 59 | 56 | 0 | 5 | 0 | 2 | 3 | 0 | 60 | 0 | 49 | 11 |
| JUMILLA | 0 | 28 | 0 | 3 | 25 | 0 | 1 | 0 | 1 | 0 | 5 | 53 | 0 | 47 | 11 |
| SAN JAVIER | 0 | 80 | 0 | 46 | 34 | 0 | 5 | 0 | 2 | 3 | 0 | 137 | 0 | 117 | 23 |
| ESTELLA | 2 | 30 | 0 | 23 | 9 | 4 | 6 | 0 | 8 | 2 | 2 | 11 | 0 | 11 | 2 |
| AOIZ | 0 | 21 | 0 | 8 | 13 | 0 | 0 | 0 | 0 | 0 | 0 | 1 | 0 | 1 | 0 |
| TUDELA | 5 | 61 | 0 | 43 | 23 | 2 | 0 | 0 | 2 | 0 | 3 | 50 | 0 | 44 | 9 |
| PAMPLONA | 8 | 268 | 10 | 217 | 105 | 3 | 49 | 0 | 36 | 23 | 0 | 52 | 0 | 55 | 13 |
| TAFALLA | 0 | 33 | 0 | 28 | 3 | 0 | 4 | 0 | 2 | 2 | 0 | 35 | 0 | 39 | 1 |
| AMURRIO | 0 | 0 | 0 | 0 | 0 | 0 | 0 | 0 | 0 | 0 | 0 | 0 | 0 | 0 | 0 |
| VITORIA-GASTEIZ | 8 | 147 | 0 | 138 | 17 | 5 | 27 | 0 | 23 | 9 | 28 | 149 | 0 | 167 | 10 |
| TOLOSA | 0 | 47 | 0 | 28 | 19 | 0 | 3 | 0 | 3 | 0 | 0 | 18 | 0 | 7 | 11 |
| AZPEITIA | 0 | 10 | 0 | 6 | 7 | 0 | 1 | 0 | 1 | 2 | 0 | 5 | 0 | 3 | 2 |
| BERGARA | 24 | 59 | 0 | 54 | 29 | 1 | 7 | 0 | 3 | 5 | 8 | 42 | 0 | 38 | 12 |
| EIBAR | 0 | 27 | 0 | 15 | 12 | 0 | 2 | 0 | 0 | 2 | 0 | 1 | 0 | 1 | 0 |
| DONOSTIA-SAN SEBASTIAN | 0 | 136 | 0 | 63 | 97 | 0 | 7 | 0 | 0 | 8 | 0 | 23 | 0 | 22 | 12 |
| IRUN | 0 | 79 | 0 | 56 | 20 | 0 | 6 | 0 | 1 | 5 | 0 | 28 | 0 | 23 | 5 |
| DURANGO | 0 | 0 | 0 | 0 | 0 | 0 | 0 | 0 | 0 | 0 | 0 | 5 | 0 | 5 | 0 |
| BARAKALDO | 3 | 124 | 1 | 78 | 61 | 0 | 15 | 1 | 10 | 14 | 10 | 134 | 0 | 154 | 24 |
| GERNIKA-LUMO | 0 | 26 | 0 | 7 | 19 | 0 | 2 | 0 | 0 | 2 | 0 | 5 | 0 | 5 | 0 |
| BILBAO | 7 | 287 | 3 | 224 | 94 | 1 | 21 | 1 | 12 | 19 | 6 | 283 | 2 | 317 | 39 |
| BALMAEDA | 10 | 20 | 0 | 20 | 10 | 0 | 1 | 0 | 0 | 1 | 0 | 2 | 0 | 1 | 1 |
| GETXO | 10 | 80 | 1 | 64 | 27 | 3 | 12 | 0 | 7 | 8 | 13 | 51 | 0 | 62 | 2 |
| HARO | 0 | 16 | 0 | 0 | 16 | 0 | 1 | 0 | 0 | 1 | 0 | 2 | 0 | 0 | 2 |
| CALAHORRA | 9 | 35 | 2 | 35 | 11 | 0 | 0 | 0 | 0 | 0 | 2 | 51 | 0 | 45 | 8 |
| LOGROÑO | 16 | 257 | 1 | 216 | 58 | 3 | 29 | 0 | 15 | 17 | 20 | 170 | 0 | 174 | 16 |

VIOLENCIA DOMESTICA

| Partido Judicial | Juicios Rápidos | | | | | Procedimientos Jurado | | | | | Ejecutorias | | | | |
|---------------------------|----------------------|-------------|-------------|-----------|-------------------------|-----------------------|-------------|-------------|-----------|-------------------------|----------------------|-------------|-------------|-----------|-------------------------|
| | Pendientes al inicio | Registrados | Reiniciados | Resueltos | Pendientes al finalizar | Pendientes al inicio | Registrados | Reiniciados | Resueltos | Pendientes al finalizar | Pendientes al inicio | Registradas | Reiniciados | Resueltas | Pendientes al finalizar |
| ALMERIA | 0 | 101 | 0 | 99 | 2 | 2 | 0 | 0 | 1 | 0 | 4 | 43 | 0 | 23 | 24 |
| BERJA | 0 | 9 | 0 | 9 | 0 | 0 | 1 | 0 | 1 | 0 | 0 | 30 | 0 | 22 | 8 |
| HUERCAL-OVERA | 0 | 9 | 0 | 9 | 0 | 0 | 0 | 0 | 0 | 0 | 0 | 7 | 0 | 6 | 1 |
| VERA | 0 | 26 | 0 | 26 | 0 | 0 | 0 | 0 | 0 | 0 | 0 | 6 | 0 | 6 | 0 |
| ROQUETAS DE MAR | 0 | 43 | 0 | 47 | 0 | 0 | 0 | 0 | 0 | 0 | 0 | 33 | 0 | 6 | 30 |
| VELEZ RUBIO | 0 | 5 | 0 | 3 | 2 | 0 | 0 | 0 | 0 | 0 | 17 | 37 | 0 | 21 | 1 |
| EL EJIDO | 0 | 30 | 0 | 30 | 0 | 2 | 0 | 0 | 2 | 0 | 189 | 85 | 0 | 44 | 5 |
| PURCHENA | 0 | 0 | 0 | 0 | 0 | 0 | 0 | 0 | 0 | 0 | 0 | 0 | 0 | 0 | 0 |
| CHICLANA DE LA FRONTERA | 0 | 23 | 0 | 23 | 0 | 0 | 0 | 0 | 0 | 0 | 0 | 16 | 0 | 0 | 16 |
| ARCOS DE LA FRONTERA | 0 | 30 | 0 | 22 | 8 | 0 | 0 | 0 | 0 | 0 | 0 | 14 | 0 | 0 | 14 |
| ALGECIRAS | 0 | 64 | 0 | 64 | 0 | 0 | 1 | 0 | 1 | 0 | 24 | 22 | 0 | 34 | 12 |
| CADIZ | 0 | 50 | 0 | 50 | 0 | 0 | 0 | 0 | 0 | 0 | 83 | 82 | 0 | 48 | 37 |
| SAN ROQUE | 0 | 17 | 0 | 17 | 0 | 0 | 0 | 0 | 0 | 0 | 0 | 6 | 0 | 2 | 4 |
| SANLUCAR DE BARRAMEDA | 0 | 55 | 0 | 55 | 0 | 0 | 1 | 0 | 0 | 1 | 0 | 36 | 0 | 26 | 10 |
| JEREZ DE LA FRONTERA | 0 | 12 | 0 | 12 | 0 | 0 | 0 | 0 | 0 | 0 | 0 | 20 | 0 | 9 | 11 |
| LA LINEA DE LA CONCEPCION | 0 | 33 | 0 | 33 | 0 | 0 | 1 | 0 | 0 | 1 | 96 | 62 | 0 | 38 | 24 |
| SAN FERNANDO | 0 | 22 | 0 | 16 | 6 | 0 | 0 | 0 | 0 | 0 | 28 | 56 | 0 | 69 | 3 |
| EL PUERTO DE SANTA MARIA | 0 | 31 | 0 | 31 | 0 | 0 | 0 | 0 | 0 | 0 | 0 | 12 | 0 | 8 | 4 |
| ROTA | 0 | 6 | 0 | 6 | 0 | 0 | 0 | 0 | 0 | 0 | 0 | 1 | 0 | 1 | 0 |
| CEUTA | 0 | 9 | 0 | 9 | 0 | 0 | 1 | 0 | 0 | 1 | 0 | 15 | 2 | 6 | 9 |
| PUERTO REAL | 0 | 35 | 0 | 35 | 0 | 0 | 0 | 0 | 0 | 0 | 0 | 0 | 0 | 0 | 0 |
| BARBATE DE FRANCO | 0 | 31 | 0 | 28 | 3 | 0 | 0 | 0 | 0 | 0 | 0 | 17 | 0 | 12 | 5 |
| UBRIQUE | 0 | 19 | 0 | 19 | 0 | 0 | 0 | 0 | 0 | 0 | 0 | 3 | 0 | 3 | 0 |
| MONTORO | 0 | 12 | 0 | 12 | 0 | 0 | 0 | 0 | 0 | 0 | 0 | 10 | 0 | 7 | 0 |
| AGUILAR | 0 | 15 | 0 | 15 | 0 | 0 | 0 | 0 | 0 | 0 | 0 | 21 | 0 | 2 | 19 |
| POZOBLANCO | 0 | 21 | 0 | 21 | 0 | 0 | 0 | 0 | 0 | 0 | 7 | 18 | 0 | 19 | 6 |
| BAENA | 0 | 13 | 0 | 11 | 2 | 0 | 0 | 0 | 0 | 0 | 0 | 5 | 0 | 2 | 3 |
| POSADAS | 0 | 33 | 0 | 27 | 6 | 0 | 0 | 0 | 0 | 0 | 0 | 15 | 0 | 10 | 5 |
| PEÑARROYA-PUEBLONUEVO | 0 | 28 | 0 | 28 | 0 | 0 | 0 | 0 | 0 | 0 | 5 | 19 | 0 | 19 | 5 |
| LUCENA | 0 | 9 | 0 | 9 | 0 | 0 | 0 | 0 | 0 | 0 | 0 | 36 | 0 | 29 | 7 |
| CORDOBA | 0 | 82 | 0 | 79 | 3 | 0 | 2 | 0 | 1 | 1 | 3 | 118 | 0 | 84 | 37 |
| PRIEGO DE CORDOBA | 0 | 29 | 0 | 28 | 1 | 0 | 0 | 0 | 0 | 0 | 0 | 9 | 0 | 3 | 6 |
| CABRA | 0 | 20 | 0 | 20 | 0 | 0 | 0 | 0 | 0 | 0 | 3 | 5 | 0 | 4 | 4 |
| MONTILLA | 0 | 19 | 0 | 15 | 4 | 0 | 0 | 0 | 0 | 0 | 1 | 2 | 0 | 3 | 0 |
| PUENTE-GENIL | 0 | 47 | 0 | 47 | 0 | 0 | 0 | 0 | 0 | 0 | 1 | 21 | 0 | 14 | 8 |
| LOJA | 0 | 34 | 0 | 28 | 6 | 0 | 0 | 0 | 0 | 0 | 0 | 15 | 0 | 7 | 8 |
| GUADIX | 0 | 12 | 0 | 8 | 4 | 0 | 0 | 0 | 0 | 0 | 0 | 2 | 0 | 1 | 1 |
| GRANADA | 0 | 328 | 2 | 323 | 7 | 1 | 0 | 0 | 1 | 0 | 15 | 197 | 4 | 152 | 63 |
| MOTRIL | 0 | 73 | 0 | 67 | 6 | 0 | 0 | 0 | 0 | 0 | 0 | 29 | 0 | 10 | 19 |
| ORGIVA | 0 | 16 | 0 | 16 | 0 | 0 | 0 | 0 | 0 | 0 | 0 | 9 | 0 | 8 | 1 |
| BAZA | 0 | 13 | 0 | 13 | 0 | 0 | 0 | 0 | 0 | 0 | 0 | 0 | 0 | 0 | 0 |
| SANTA FE | 0 | 53 | 0 | 52 | 2 | 0 | 0 | 0 | 0 | 0 | 6 | 18 | 0 | 13 | 11 |
| HUESCAR | 0 | 13 | 0 | 13 | 0 | 0 | 0 | 0 | 0 | 0 | 0 | 9 | 0 | 8 | 1 |
| ALMUÑECAR | 0 | 6 | 0 | 6 | 0 | 0 | 0 | 0 | 0 | 0 | 31 | 20 | 0 | 34 | 6 |
| ARACENA | 0 | 7 | 0 | 7 | 0 | 1 | 0 | 0 | 1 | 0 | 0 | 1 | 0 | 1 | 0 |
| HUELVA | 0 | 127 | 0 | 123 | 4 | 0 | 0 | 0 | 0 | 0 | 8 | 69 | 0 | 38 | 39 |
| LA PALMA DEL CONDADO | 0 | 66 | 0 | 66 | 0 | 0 | 0 | 0 | 0 | 0 | 0 | 10 | 0 | 7 | 3 |
| VALVERDE DEL CAMINO | 0 | 5 | 0 | 5 | 0 | 0 | 0 | 0 | 0 | 0 | 5 | 13 | 0 | 11 | 7 |
| AYAMONTE | 0 | 11 | 0 | 11 | 0 | 0 | 0 | 0 | 0 | 0 | 23 | 34 | 0 | 44 | 13 |

VIOLENCIA DOMESTICA

| Partido Judicial | Juicios Rápidos | | | | | Procedimientos Jurado | | | | | Ejecutorias | | | | |
|----------------------|----------------------|-------------|-------------|-----------|-------------------------|-----------------------|-------------|-------------|-----------|-------------------------|----------------------|-------------|-------------|-----------|-------------------------|
| | Pendientes al inicio | Registrados | Reiniciados | Resueltos | Pendientes al finalizar | Pendientes al inicio | Registrados | Reiniciados | Resueltos | Pendientes al finalizar | Pendientes al inicio | Registradas | Reiniciados | Resueltas | Pendientes al finalizar |
| MOGUER | 0 | 30 | 0 | 29 | 1 | 0 | 1 | 0 | 1 | 0 | 9 | 22 | 0 | 24 | 7 |
| JAEN | 0 | 71 | 0 | 65 | 6 | 0 | 0 | 0 | 0 | 0 | 177 | 227 | 1 | 348 | 19 |
| ALCALA LA REAL | 0 | 14 | 0 | 14 | 0 | 0 | 0 | 0 | 0 | 0 | 18 | 29 | 0 | 8 | 0 |
| LA CAROLINA | 0 | 47 | 0 | 46 | 1 | 0 | 0 | 0 | 0 | 0 | 0 | 5 | 0 | 4 | 1 |
| ANDUJAR | 0 | 13 | 0 | 13 | 2 | 0 | 0 | 0 | 0 | 0 | 0 | 45 | 0 | 0 | 45 |
| BAEZA | 0 | 1 | 0 | 1 | 0 | 0 | 0 | 0 | 0 | 0 | 1 | 3 | 0 | 4 | 0 |
| LINARES | 0 | 27 | 0 | 27 | 0 | 0 | 1 | 0 | 0 | 1 | 0 | 21 | 0 | 13 | 8 |
| VILLACARRILLO | 0 | 17 | 0 | 15 | 2 | 0 | 0 | 0 | 0 | 0 | 1 | 9 | 0 | 5 | 5 |
| CAZORLA | 0 | 1 | 0 | 1 | 0 | 0 | 0 | 0 | 0 | 0 | 18 | 37 | 0 | 20 | 3 |
| MARTOS | 0 | 55 | 0 | 53 | 2 | 0 | 2 | 0 | 1 | 1 | 0 | 10 | 0 | 10 | 0 |
| UBEDA | 0 | 23 | 0 | 23 | 0 | 0 | 0 | 0 | 0 | 0 | 0 | 28 | 0 | 12 | 11 |
| ANTEQUERA | 0 | 30 | 0 | 30 | 0 | 0 | 0 | 0 | 0 | 0 | 6 | 5 | 0 | 8 | 3 |
| VELEZ MALAGA | 0 | 46 | 0 | 45 | 1 | 0 | 0 | 0 | 0 | 0 | 12 | 10 | 0 | 12 | 10 |
| MALAGA | 0 | 393 | 0 | 390 | 3 | 1 | 1 | 0 | 2 | 0 | 281 | 898 | 28 | 927 | 165 |
| RONDA | 0 | 16 | 0 | 15 | 1 | 0 | 0 | 0 | 0 | 0 | 0 | 18 | 0 | 9 | 9 |
| FUENGIROLA | 0 | 37 | 0 | 37 | 0 | 0 | 0 | 0 | 0 | 1 | 143 | 131 | 5 | 117 | 9 |
| MARBELLA | 0 | 20 | 0 | 19 | 1 | 0 | 0 | 0 | 0 | 0 | 15 | 2 | 0 | 1 | 16 |
| ESTEPONA | 0 | 19 | 0 | 19 | 0 | 0 | 0 | 0 | 0 | 0 | 34 | 36 | 8 | 21 | 32 |
| MELILLA | 0 | 23 | 0 | 22 | 1 | 0 | 0 | 0 | 0 | 0 | 15 | 105 | 0 | 86 | 38 |
| TORROX | 0 | 38 | 0 | 34 | 4 | 0 | 0 | 0 | 0 | 0 | 0 | 19 | 0 | 11 | 8 |
| COIN | 0 | 20 | 0 | 20 | 0 | 0 | 0 | 0 | 0 | 0 | 0 | 5 | 0 | 3 | 2 |
| ARCHIDONA | 0 | 26 | 0 | 26 | 0 | 0 | 1 | 0 | 0 | 1 | 1 | 1 | 0 | 1 | 1 |
| TORREMOLINOS | 0 | 103 | 0 | 98 | 5 | 0 | 0 | 0 | 0 | 0 | 1 | 45 | 0 | 13 | 32 |
| OSUNA | 0 | 4 | 0 | 4 | 0 | 0 | 0 | 0 | 0 | 0 | 0 | 11 | 0 | 9 | 2 |
| CAZALLA DE LA SIERRA | 0 | 11 | 0 | 11 | 0 | 0 | 0 | 0 | 0 | 0 | 2 | 0 | 0 | 1 | 1 |
| SANLUCAR LA MAYOR | 0 | 33 | 0 | 25 | 8 | 1 | 0 | 0 | 1 | 0 | 0 | 15 | 0 | 1 | 14 |
| CARMONA | 0 | 19 | 0 | 19 | 0 | 0 | 0 | 0 | 0 | 0 | 0 | 0 | 0 | 0 | 0 |
| LORA DEL RIO | 0 | 48 | 0 | 48 | 0 | 0 | 0 | 0 | 0 | 0 | 0 | 51 | 0 | 37 | 14 |
| SEVILLA | 0 | 254 | 0 | 239 | 16 | 0 | 0 | 0 | 0 | 0 | 0 | 277 | 2 | 213 | 88 |
| MORON DE LA FRONTERA | 0 | 7 | 0 | 7 | 0 | 0 | 0 | 0 | 0 | 0 | 8 | 7 | 0 | 15 | 0 |
| LEBRIJA | 0 | 16 | 0 | 16 | 0 | 0 | 0 | 0 | 0 | 0 | 0 | 8 | 0 | 7 | 0 |
| UTRERA | 0 | 14 | 0 | 14 | 0 | 0 | 0 | 0 | 0 | 0 | 0 | 21 | 1 | 4 | 18 |
| ECIJA | 0 | 12 | 0 | 12 | 0 | 0 | 0 | 0 | 0 | 0 | 0 | 13 | 0 | 8 | 5 |
| ALCALA DE GUADAIRA | 0 | 35 | 0 | 33 | 2 | 0 | 1 | 0 | 1 | 0 | 0 | 1 | 0 | 0 | 4 |
| DOS HERMANAS | 0 | 67 | 0 | 62 | 8 | 0 | 0 | 0 | 0 | 0 | 0 | 10 | 0 | 6 | 5 |
| MARCHENA | 0 | 11 | 0 | 7 | 4 | 0 | 0 | 0 | 0 | 0 | 3 | 13 | 0 | 7 | 9 |
| CORIA DEL RIO | 0 | 5 | 0 | 5 | 0 | 0 | 0 | 0 | 0 | 0 | 3 | 8 | 0 | 3 | 6 |
| ESTEPA | 0 | 10 | 0 | 10 | 0 | 1 | 0 | 0 | 0 | 1 | 0 | 12 | 0 | 7 | 5 |
| BARBASTRO | 0 | 12 | 0 | 12 | 0 | 0 | 0 | 0 | 0 | 0 | 1 | 10 | 0 | 8 | 3 |
| BOLTAÑA | 0 | 1 | 0 | 1 | 0 | 0 | 0 | 0 | 0 | 0 | 0 | 3 | 0 | 1 | 2 |
| FRAGA | 0 | 1 | 0 | 1 | 0 | 0 | 0 | 0 | 0 | 0 | 1 | 1 | 0 | 2 | 0 |
| HUESCA | 0 | 19 | 0 | 19 | 0 | 0 | 0 | 0 | 0 | 0 | 7 | 21 | 0 | 25 | 3 |
| JACA | 0 | 5 | 0 | 5 | 0 | 0 | 0 | 0 | 0 | 0 | 0 | 11 | 0 | 10 | 1 |
| MONZÓN | 0 | 11 | 0 | 11 | 0 | 0 | 0 | 0 | 0 | 0 | 0 | 14 | 0 | 5 | 9 |
| ALCAÑIZ | 0 | 8 | 0 | 8 | 0 | 0 | 0 | 0 | 0 | 0 | 0 | 23 | 0 | 15 | 8 |
| CALAMOCHA | 0 | 0 | 0 | 0 | 0 | 0 | 0 | 0 | 0 | 0 | 0 | 0 | 0 | 0 | 0 |
| TERUEL | 0 | 0 | 0 | 0 | 0 | 0 | 0 | 0 | 0 | 0 | 0 | 3 | 0 | 2 | 1 |
| CALATAYUD | 0 | 3 | 0 | 3 | 0 | 0 | 0 | 0 | 0 | 0 | 1 | 11 | 0 | 8 | 4 |
| TARAZONA | 0 | 4 | 0 | 4 | 0 | 0 | 0 | 0 | 0 | 0 | 0 | 5 | 0 | 3 | 2 |
| ZARAGOZA | 0 | 163 | 0 | 158 | 5 | 3 | 1 | 0 | 2 | 2 | 12 | 208 | 5 | 179 | 46 |

VIOLENCIA DOMESTICA

| Partido Judicial | Juicios Rápidos | | | | | Procedimientos Jurado | | | | | Ejecutorias | | | | |
|-----------------------------|----------------------|-------------|-------------|-----------|-------------------------|-----------------------|-------------|-------------|-----------|-------------------------|----------------------|-------------|-------------|-----------|-------------------------|
| | Pendientes al inicio | Registrados | Reiniciados | Resueltos | Pendientes al finalizar | Pendientes al inicio | Registrados | Reiniciados | Resueltos | Pendientes al finalizar | Pendientes al inicio | Registradas | Reiniciados | Resueltas | Pendientes al finalizar |
| CASPE | 0 | 2 | 0 | 2 | 0 | 0 | 0 | 0 | 0 | 0 | 0 | 9 | 0 | 6 | 3 |
| EJEA DE LOS CABALLEROS | 0 | 2 | 0 | 2 | 0 | 0 | 0 | 0 | 0 | 0 | 0 | 1 | 0 | 1 | 0 |
| DAROCA | 0 | 1 | 0 | 1 | 0 | 0 | 0 | 0 | 0 | 0 | 0 | 0 | 0 | 0 | 0 |
| LA ALMUNIA DE DOÑA GODINA | 0 | 5 | 0 | 5 | 0 | 0 | 0 | 0 | 0 | 0 | 0 | 0 | 0 | 0 | 0 |
| CANGAS DE NARCEA | 0 | 3 | 0 | 3 | 0 | 0 | 0 | 0 | 0 | 0 | 0 | 0 | 0 | 0 | 0 |
| LENA | 0 | 3 | 0 | 2 | 1 | 0 | 0 | 0 | 0 | 0 | 2 | 13 | 0 | 11 | 4 |
| CANGAS DE ONIS | 0 | 6 | 0 | 6 | 0 | 0 | 0 | 0 | 0 | 0 | 0 | 0 | 0 | 0 | 0 |
| AVILES | 0 | 13 | 0 | 13 | 0 | 0 | 0 | 0 | 0 | 0 | 9 | 73 | 0 | 53 | 33 |
| GRADO | 0 | 4 | 0 | 4 | 0 | 0 | 1 | 0 | 0 | 1 | 4 | 6 | 0 | 5 | 5 |
| SIERO | 0 | 23 | 0 | 23 | 0 | 0 | 0 | 0 | 0 | 0 | 0 | 7 | 0 | 5 | 4 |
| CASTROPOL | 0 | 4 | 0 | 4 | 0 | 0 | 0 | 0 | 0 | 0 | 0 | 17 | 0 | 13 | 4 |
| GIJON | 0 | 67 | 0 | 67 | 0 | 0 | 1 | 0 | 0 | 1 | 6 | 104 | 0 | 94 | 16 |
| LAVIANA | 0 | 3 | 0 | 3 | 0 | 0 | 0 | 0 | 0 | 0 | 9 | 16 | 0 | 17 | 8 |
| OVIEDO | 0 | 40 | 0 | 40 | 0 | 0 | 0 | 0 | 0 | 0 | 6 | 92 | 0 | 83 | 17 |
| LLANES | 0 | 14 | 0 | 14 | 0 | 0 | 0 | 0 | 0 | 0 | 0 | 2 | 0 | 2 | 0 |
| MIERES | 0 | 17 | 0 | 16 | 1 | 0 | 0 | 0 | 0 | 0 | 2 | 43 | 0 | 36 | 9 |
| LANGREO | 0 | 36 | 0 | 36 | 0 | 0 | 0 | 0 | 0 | 0 | 0 | 21 | 0 | 14 | 8 |
| TINEO | 0 | 2 | 0 | 2 | 0 | 0 | 0 | 0 | 0 | 0 | 0 | 3 | 0 | 7 | 0 |
| LUARCA (VALDES) | 0 | 6 | 0 | 6 | 0 | 0 | 0 | 0 | 0 | 0 | 0 | 2 | 0 | 2 | 0 |
| PRAVIA | 0 | 2 | 0 | 2 | 0 | 0 | 0 | 0 | 0 | 0 | 0 | 1 | 0 | 1 | 0 |
| VILLAVICIOSA | 0 | 0 | 0 | 0 | 0 | 0 | 0 | 0 | 0 | 0 | 0 | 0 | 0 | 0 | 0 |
| PILOÑA-INFUESTO | 0 | 5 | 0 | 5 | 0 | 0 | 0 | 0 | 0 | 0 | 1 | 3 | 0 | 4 | 0 |
| MAO | 0 | 21 | 0 | 21 | 0 | 0 | 0 | 0 | 0 | 0 | 0 | 0 | 0 | 0 | 0 |
| INCA | 0 | 50 | 0 | 50 | 0 | 0 | 0 | 0 | 0 | 0 | 0 | 28 | 0 | 11 | 17 |
| PALMA DE MALLORCA | 0 | 59 | 0 | 59 | 0 | 0 | 0 | 0 | 0 | 0 | 0 | 111 | 0 | 58 | 65 |
| MANACOR | 0 | 23 | 0 | 28 | 0 | 0 | 0 | 0 | 0 | 0 | 0 | 6 | 0 | 0 | 6 |
| EIVISSA | 0 | 59 | 0 | 59 | 0 | 0 | 0 | 0 | 0 | 0 | 1 | 35 | 0 | 20 | 12 |
| CIUTADELLA DE MENORCA | 0 | 24 | 0 | 24 | 0 | 1 | 0 | 0 | 1 | 0 | 2 | 9 | 0 | 6 | 5 |
| ARRECIFE | 0 | 56 | 0 | 56 | 0 | 0 | 0 | 0 | 0 | 0 | 81 | 114 | 7 | 75 | 29 |
| LAS PALMAS DE GRAN CANARIA | 0 | 235 | 0 | 236 | 0 | 0 | 2 | 2 | 2 | 2 | 0 | 244 | 19 | 175 | 88 |
| PUERTO DEL ROSARIO | 0 | 92 | 0 | 87 | 5 | 0 | 0 | 0 | 0 | 0 | 0 | 36 | 4 | 13 | 27 |
| SANTA MARIA DE GUIA DE GRAN | 0 | 11 | 0 | 11 | 0 | 0 | 0 | 0 | 0 | 0 | 11 | 85 | 0 | 46 | 41 |
| TELDE | 0 | 74 | 0 | 70 | 4 | 0 | 0 | 0 | 0 | 0 | 0 | 106 | 0 | 75 | 31 |
| SAN BARTOLOME DE TIRAJANA | 0 | 25 | 0 | 25 | 0 | 0 | 0 | 0 | 0 | 0 | 14 | 86 | 0 | 54 | 46 |
| ARUCAS | 0 | 3 | 0 | 3 | 0 | 0 | 0 | 0 | 0 | 0 | 5 | 22 | 0 | 7 | 21 |
| GRANADILLA DE ABONA | 0 | 36 | 0 | 37 | 0 | 0 | 0 | 0 | 0 | 0 | 0 | 14 | 0 | 7 | 7 |
| SAN SEBASTIAN DE LA GOMERA | 0 | 3 | 0 | 3 | 0 | 0 | 0 | 0 | 0 | 0 | 0 | 2 | 0 | 0 | 2 |
| SANTA CRUZ DE TENERIFE | 0 | 93 | 0 | 93 | 0 | 0 | 0 | 0 | 0 | 0 | 20 | 111 | 0 | 83 | 48 |
| SANTA CRUZ DE LA PALMA | 0 | 7 | 0 | 7 | 0 | 0 | 0 | 0 | 0 | 0 | 0 | 31 | 0 | 10 | 26 |
| ICOD DE LOS VINOS | 0 | 23 | 0 | 23 | 0 | 0 | 0 | 0 | 0 | 0 | 1 | 23 | 0 | 10 | 14 |
| VALVERDE | 0 | 1 | 0 | 1 | 0 | 0 | 1 | 0 | 0 | 1 | 0 | 0 | 0 | 0 | 0 |
| LA LAGUNA | 0 | 56 | 0 | 53 | 3 | 0 | 0 | 0 | 0 | 0 | 10 | 69 | 0 | 33 | 46 |
| LA OROTAVA | 0 | 65 | 0 | 60 | 5 | 0 | 1 | 0 | 0 | 1 | 0 | 0 | 0 | 0 | 0 |
| LOS LLANOS DE ARIDANE | 0 | 8 | 0 | 8 | 0 | 0 | 0 | 1 | 0 | 1 | 0 | 12 | 0 | 4 | 8 |
| PUERTO DE LA CRUZ | 0 | 8 | 0 | 8 | 0 | 0 | 0 | 0 | 0 | 0 | 0 | 1 | 0 | 1 | 0 |
| GÚIMAR | 0 | 18 | 0 | 18 | 0 | 0 | 0 | 0 | 0 | 0 | 0 | 32 | 0 | 28 | 13 |
| ARONA | 0 | 22 | 0 | 22 | 0 | 4 | 1 | 0 | 4 | 1 | 0 | 8 | 0 | 2 | 6 |
| TORRELAVEGA | 0 | 32 | 0 | 32 | 0 | 0 | 0 | 0 | 0 | 0 | 2 | 20 | 0 | 15 | 9 |
| LAREDO | 0 | 8 | 0 | 7 | 1 | 0 | 0 | 0 | 0 | 0 | 0 | 13 | 0 | 11 | 2 |
| SANTANDER | 0 | 44 | 0 | 42 | 2 | 0 | 0 | 0 | 0 | 0 | 96 | 100 | 0 | 70 | 20 |

VIOLENCIA DOMESTICA

| Partido Judicial | Juicios Rápidos | | | | | Procedimientos Jurado | | | | | Ejecutorias | | | | |
|------------------------------|----------------------|-------------|-------------|-----------|-------------------------|-----------------------|-------------|-------------|-----------|-------------------------|----------------------|-------------|-------------|-----------|-------------------------|
| | Pendientes al inicio | Registrados | Reiniciados | Resueltos | Pendientes al finalizar | Pendientes al inicio | Registrados | Reiniciados | Resueltos | Pendientes al finalizar | Pendientes al inicio | Registradas | Reiniciados | Resueltas | Pendientes al finalizar |
| SAN VICENTE DE LA BARQUERA | 0 | 7 | 0 | 6 | 1 | 0 | 0 | 0 | 0 | 0 | 0 | 1 | 0 | 0 | 1 |
| REINOSA | 0 | 58 | 0 | 44 | 0 | 0 | 0 | 0 | 0 | 0 | 2 | 18 | 0 | 2 | 5 |
| SANTOÑA | 0 | 10 | 0 | 7 | 3 | 0 | 0 | 0 | 0 | 0 | 110 | 56 | 1 | 51 | 3 |
| MEDIO CUDEYO | 0 | 13 | 0 | 13 | 0 | 0 | 0 | 0 | 0 | 0 | 0 | 2 | 0 | 1 | 1 |
| CASTRO URDIALES | 0 | 11 | 0 | 11 | 0 | 0 | 0 | 0 | 0 | 0 | 0 | 1 | 0 | 2 | 1 |
| AREVALO | 0 | 0 | 0 | 0 | 0 | 0 | 0 | 0 | 0 | 0 | 0 | 0 | 0 | 0 | 0 |
| ARENAS DE SAN PEDRO | 0 | 3 | 0 | 3 | 0 | 0 | 0 | 0 | 0 | 0 | 0 | 3 | 0 | 0 | 3 |
| AVILA | 0 | 12 | 0 | 12 | 0 | 0 | 0 | 0 | 0 | 0 | 2 | 29 | 0 | 20 | 11 |
| PIEDRAHITA | 0 | 4 | 0 | 4 | 0 | 0 | 0 | 0 | 0 | 0 | 0 | 2 | 0 | 0 | 2 |
| BURGOS | 0 | 16 | 0 | 16 | 0 | 0 | 0 | 0 | 0 | 0 | 3 | 70 | 0 | 42 | 31 |
| ARANDA DE DUERO | 0 | 5 | 0 | 5 | 0 | 0 | 0 | 0 | 0 | 0 | 0 | 3 | 0 | 1 | 2 |
| VILLARCAYO | 0 | 6 | 0 | 6 | 0 | 0 | 0 | 0 | 0 | 0 | 0 | 3 | 0 | 0 | 3 |
| MIRANDA DE EBRO | 0 | 0 | 0 | 0 | 0 | 0 | 0 | 0 | 0 | 0 | 1 | 6 | 0 | 5 | 2 |
| LERMA | 0 | 0 | 0 | 0 | 0 | 0 | 0 | 0 | 0 | 0 | 0 | 0 | 0 | 0 | 0 |
| BRIVIESCA | 0 | 5 | 0 | 5 | 0 | 0 | 0 | 0 | 0 | 0 | 0 | 0 | 0 | 0 | 0 |
| SALAS DE LOS INFANTES | 0 | 3 | 0 | 3 | 0 | 0 | 0 | 0 | 0 | 0 | 0 | 5 | 0 | 4 | 1 |
| SAHAGUN | 0 | 3 | 0 | 3 | 0 | 0 | 0 | 0 | 0 | 0 | 0 | 0 | 0 | 0 | 0 |
| LEON | 0 | 51 | 0 | 51 | 0 | 0 | 0 | 0 | 0 | 0 | 109 | 79 | 0 | 163 | 25 |
| LA BAÑEZA | 0 | 28 | 0 | 28 | 0 | 0 | 0 | 0 | 0 | 0 | 0 | 2 | 0 | 1 | 1 |
| PONFERRADA | 0 | 23 | 0 | 23 | 0 | 0 | 0 | 0 | 0 | 0 | 0 | 15 | 0 | 2 | 13 |
| ASTORGA | 0 | 7 | 0 | 7 | 0 | 0 | 0 | 0 | 0 | 0 | 1 | 11 | 0 | 5 | 7 |
| CISTIerna | 0 | 1 | 0 | 1 | 0 | 0 | 0 | 0 | 0 | 0 | 0 | 3 | 0 | 3 | 0 |
| VILLABLINO | 0 | 10 | 0 | 10 | 0 | 0 | 0 | 0 | 0 | 0 | 0 | 5 | 0 | 2 | 3 |
| PALENCIA | 0 | 39 | 0 | 39 | 0 | 1 | 0 | 0 | 1 | 0 | 4 | 50 | 0 | 36 | 22 |
| CARRION DE LOS CONDES | 0 | 2 | 0 | 2 | 0 | 0 | 0 | 0 | 0 | 0 | 0 | 5 | 0 | 3 | 2 |
| CERVERA DE PISUERGA | 0 | 0 | 0 | 0 | 0 | 0 | 0 | 0 | 0 | 0 | 7 | 7 | 0 | 11 | 3 |
| SALAMANCA | 0 | 45 | 0 | 44 | 1 | 0 | 0 | 0 | 0 | 0 | 4 | 42 | 0 | 38 | 8 |
| CIUDAD RODRIGO | 0 | 5 | 0 | 5 | 0 | 0 | 0 | 0 | 0 | 0 | 0 | 9 | 0 | 7 | 0 |
| VITIGUDINO | 0 | 0 | 0 | 0 | 0 | 0 | 2 | 0 | 2 | 0 | 0 | 1 | 0 | 0 | 1 |
| BEJAR | 0 | 7 | 0 | 7 | 0 | 0 | 0 | 0 | 0 | 0 | 0 | 0 | 0 | 0 | 0 |
| PEÑARANDA DE BRACAMONTE | 0 | 0 | 0 | 0 | 0 | 0 | 0 | 0 | 0 | 0 | 0 | 0 | 0 | 0 | 0 |
| SEGOVIA | 0 | 6 | 0 | 6 | 0 | 0 | 0 | 0 | 0 | 0 | 6 | 28 | 0 | 26 | 8 |
| CUELLAR | 0 | 2 | 0 | 2 | 0 | 0 | 0 | 0 | 0 | 0 | 0 | 6 | 0 | 5 | 1 |
| SEPULVEDA | 0 | 5 | 0 | 5 | 0 | 0 | 0 | 0 | 0 | 0 | 0 | 2 | 0 | 1 | 1 |
| SANTA MARIA LA REAL DE NIEVA | 0 | 2 | 0 | 2 | 0 | 0 | 0 | 0 | 0 | 0 | 0 | 1 | 0 | 0 | 1 |
| ALMAZAN | 0 | 2 | 0 | 2 | 0 | 0 | 0 | 0 | 0 | 0 | 0 | 5 | 0 | 3 | 2 |
| BURGO DE OSMA | 0 | 1 | 0 | 1 | 0 | 0 | 0 | 0 | 0 | 0 | 0 | 2 | 0 | 2 | 0 |
| SORIA | 0 | 32 | 0 | 31 | 1 | 0 | 0 | 0 | 0 | 0 | 2 | 17 | 0 | 8 | 11 |
| VALLADOLID | 0 | 117 | 0 | 117 | 0 | 1 | 1 | 0 | 1 | 1 | 0 | 165 | 0 | 104 | 61 |
| MEDINA DEL CAMPO | 0 | 23 | 0 | 22 | 1 | 0 | 0 | 0 | 0 | 0 | 5 | 24 | 0 | 16 | 13 |
| MEDINA DE RIOSECO | 0 | 3 | 0 | 3 | 0 | 0 | 0 | 0 | 0 | 0 | 0 | 3 | 0 | 2 | 1 |
| TORO | 0 | 8 | 0 | 8 | 0 | 0 | 0 | 0 | 0 | 0 | 3 | 6 | 0 | 8 | 1 |
| ZAMORA | 0 | 13 | 0 | 13 | 0 | 0 | 0 | 0 | 0 | 0 | 4 | 20 | 0 | 13 | 11 |
| BENAVENTE | 0 | 3 | 0 | 3 | 0 | 0 | 0 | 0 | 0 | 0 | 0 | 0 | 0 | 0 | 0 |
| PUEBLA DE SANABRIA | 0 | 2 | 0 | 2 | 0 | 0 | 0 | 0 | 0 | 0 | 0 | 0 | 0 | 0 | 0 |
| VILLALPANDO | 0 | 1 | 0 | 1 | 0 | 0 | 0 | 0 | 0 | 0 | 0 | 1 | 0 | 0 | 1 |
| ALBACETE | 0 | 25 | 0 | 24 | 1 | 0 | 0 | 0 | 0 | 0 | 7 | 55 | 0 | 37 | 30 |
| ALCARAZ | 0 | 3 | 0 | 3 | 0 | 0 | 0 | 0 | 0 | 0 | 0 | 4 | 0 | 0 | 0 |
| ALMANSA | 0 | 28 | 0 | 28 | 0 | 0 | 0 | 0 | 0 | 0 | 0 | 24 | 0 | 14 | 10 |
| HELLIN | 0 | 18 | 0 | 18 | 0 | 0 | 0 | 0 | 0 | 0 | 1 | 22 | 6 | 12 | 17 |

VIOLENCIA DOMESTICA

| Partido Judicial | Juicios Rápidos | | | | | Procedimientos Jurado | | | | | Ejecutorias | | | | |
|------------------------------|----------------------|-------------|-------------|-----------|-------------------------|-----------------------|-------------|-------------|-----------|-------------------------|----------------------|-------------|-------------|-----------|-------------------------|
| | Pendientes al inicio | Registrados | Reiniciados | Resueltos | Pendientes al finalizar | Pendientes al inicio | Registrados | Reiniciados | Resueltos | Pendientes al finalizar | Pendientes al inicio | Registradas | Reiniciados | Resueltas | Pendientes al finalizar |
| RUBI | 0 | 83 | 0 | 79 | 4 | 0 | 0 | 0 | 0 | 0 | 3 | 35 | 0 | 19 | 19 |
| EL PRAT DE LLOBREGAT | 0 | 12 | 0 | 12 | 0 | 0 | 2 | 0 | 2 | 0 | 0 | 20 | 0 | 10 | 10 |
| FIGUERES | 0 | 39 | 0 | 39 | 0 | 0 | 0 | 0 | 0 | 0 | 0 | 34 | 0 | 26 | 8 |
| GIRONA | 0 | 63 | 0 | 63 | 0 | 0 | 1 | 0 | 0 | 1 | 3 | 35 | 0 | 22 | 16 |
| LA BISBAL D'EMPORDA | 0 | 44 | 0 | 44 | 0 | 0 | 2 | 0 | 1 | 1 | 0 | 54 | 0 | 39 | 15 |
| RIPOLL | 0 | 9 | 0 | 9 | 0 | 0 | 0 | 0 | 0 | 0 | 4 | 7 | 0 | 9 | 2 |
| SANTA COLOMA DE FARNERS | 0 | 55 | 0 | 55 | 0 | 0 | 0 | 0 | 0 | 0 | 2 | 12 | 0 | 4 | 10 |
| OLOT | 0 | 10 | 0 | 10 | 0 | 0 | 0 | 0 | 0 | 0 | 3 | 4 | 0 | 4 | 3 |
| BLANES | 0 | 36 | 0 | 36 | 0 | 0 | 0 | 0 | 0 | 0 | 0 | 4 | 0 | 1 | 3 |
| SANT FELIU DE GUIXOLS | 0 | 13 | 0 | 13 | 0 | 0 | 0 | 0 | 0 | 0 | 4 | 14 | 0 | 7 | 12 |
| PUIGCERDA | 0 | 10 | 0 | 8 | 2 | 0 | 0 | 0 | 0 | 0 | 0 | 2 | 1 | 2 | 1 |
| TREMP | 0 | 0 | 0 | 0 | 0 | 0 | 0 | 0 | 0 | 0 | 0 | 8 | 0 | 4 | 4 |
| BALAGUER | 0 | 20 | 0 | 20 | 0 | 0 | 0 | 0 | 0 | 0 | 4 | 11 | 0 | 12 | 3 |
| CERVERA | 0 | 11 | 0 | 11 | 0 | 0 | 1 | 0 | 0 | 1 | 0 | 4 | 0 | 2 | 2 |
| LLEIDA | 0 | 73 | 0 | 72 | 1 | 0 | 0 | 0 | 0 | 0 | 17 | 131 | 1 | 114 | 35 |
| LA SEU D'URGELL | 0 | 3 | 0 | 3 | 0 | 0 | 0 | 0 | 0 | 0 | 2 | 7 | 0 | 0 | 9 |
| VIELHA E MIJARAN | 0 | 6 | 0 | 6 | 0 | 0 | 0 | 0 | 0 | 0 | 0 | 0 | 0 | 0 | 0 |
| SOLSONA | 0 | 14 | 0 | 13 | 1 | 0 | 0 | 0 | 0 | 0 | 0 | 0 | 0 | 0 | 0 |
| EL VENDRELL | 0 | 46 | 0 | 41 | 5 | 0 | 0 | 0 | 0 | 0 | 9 | 37 | 0 | 23 | 23 |
| REUS | 0 | 40 | 0 | 39 | 1 | 0 | 0 | 0 | 0 | 0 | 0 | 56 | 0 | 24 | 32 |
| AMPOSTA | 0 | 19 | 0 | 19 | 0 | 0 | 0 | 0 | 0 | 1 | 0 | 29 | 0 | 11 | 17 |
| VALLS | 0 | 17 | 0 | 17 | 0 | 0 | 0 | 0 | 0 | 0 | 0 | 13 | 0 | 0 | 13 |
| GANDESA | 0 | 12 | 0 | 12 | 0 | 0 | 0 | 0 | 0 | 0 | 0 | 0 | 0 | 0 | 0 |
| TARRAGONA | 0 | 69 | 0 | 66 | 5 | 0 | 1 | 0 | 1 | 1 | 0 | 41 | 0 | 19 | 22 |
| TORTOSA | 0 | 12 | 0 | 12 | 0 | 0 | 0 | 0 | 0 | 0 | 4 | 18 | 0 | 13 | 9 |
| FALSET | 0 | 14 | 0 | 14 | 0 | 0 | 0 | 0 | 0 | 0 | 0 | 12 | 0 | 12 | 0 |
| DENIA | 0 | 41 | 0 | 40 | 1 | 0 | 0 | 0 | 0 | 0 | 0 | 27 | 0 | 17 | 10 |
| ALCOY | 0 | 11 | 0 | 11 | 0 | 0 | 0 | 0 | 0 | 0 | 5 | 11 | 0 | 1 | 15 |
| ALICANTE | 0 | 46 | 0 | 46 | 0 | 0 | 0 | 0 | 0 | 0 | 5 | 116 | 0 | 85 | 38 |
| ORIHUELA | 0 | 36 | 0 | 36 | 0 | 1 | 0 | 0 | 1 | 0 | 0 | 52 | 0 | 26 | 26 |
| VILLAJYOYA | 0 | 43 | 0 | 40 | 3 | 0 | 0 | 0 | 0 | 0 | 0 | 32 | 0 | 23 | 9 |
| ELDA | 0 | 35 | 0 | 31 | 4 | 0 | 0 | 0 | 0 | 0 | 1 | 35 | 0 | 16 | 20 |
| VILLENA | 0 | 12 | 0 | 12 | 0 | 0 | 0 | 0 | 0 | 0 | 0 | 0 | 0 | 0 | 0 |
| ELX | 0 | 101 | 0 | 101 | 0 | 0 | 0 | 0 | 0 | 0 | 6 | 133 | 0 | 80 | 59 |
| BENIDORM | 0 | 25 | 0 | 25 | 0 | 0 | 0 | 0 | 0 | 0 | 0 | 43 | 0 | 25 | 18 |
| SAN VICENTE DEL RASPEIG | 0 | 38 | 0 | 38 | 0 | 0 | 1 | 0 | 1 | 0 | 0 | 4 | 0 | 2 | 2 |
| NOVELDA | 0 | 41 | 0 | 41 | 0 | 0 | 1 | 0 | 0 | 1 | 1 | 9 | 0 | 3 | 7 |
| IBI | 0 | 7 | 0 | 5 | 2 | 0 | 0 | 0 | 0 | 0 | 0 | 3 | 0 | 0 | 3 |
| TORREVIEJA | 0 | 50 | 0 | 40 | 10 | 1 | 1 | 0 | 1 | 1 | 0 | 17 | 0 | 3 | 17 |
| CASTELLO DE LA PLANA | 0 | 13 | 0 | 13 | 0 | 0 | 0 | 0 | 0 | 0 | 0 | 34 | 0 | 26 | 8 |
| SEGORBE | 0 | 1 | 0 | 1 | 0 | 0 | 0 | 0 | 0 | 0 | 0 | 4 | 0 | 2 | 2 |
| VINAROS | 0 | 19 | 0 | 14 | 5 | 0 | 0 | 0 | 0 | 0 | 2 | 4 | 0 | 1 | 5 |
| NULES | 0 | 19 | 0 | 19 | 0 | 0 | 0 | 0 | 0 | 0 | 1 | 5 | 0 | 2 | 4 |
| VILLARREAL DE LOS INFANTES/M | 0 | 64 | 0 | 64 | 0 | 0 | 0 | 0 | 0 | 0 | 2 | 35 | 0 | 21 | 16 |
| LLIRIA | 0 | 61 | 0 | 61 | 0 | 0 | 2 | 0 | 2 | 0 | 38 | 68 | 0 | 45 | 17 |
| GANDIA | 0 | 24 | 0 | 24 | 0 | 0 | 0 | 0 | 0 | 0 | 0 | 30 | 0 | 17 | 13 |
| ONTINYENT | 0 | 9 | 0 | 9 | 0 | 1 | 0 | 0 | 1 | 0 | 0 | 22 | 0 | 9 | 13 |
| TORRENTE | 0 | 29 | 0 | 27 | 2 | 0 | 0 | 0 | 0 | 0 | 7 | 28 | 0 | 9 | 26 |
| SUECA | 0 | 9 | 0 | 9 | 0 | 1 | 0 | 0 | 1 | 0 | 0 | 6 | 0 | 1 | 5 |
| VALENCIA | 0 | 144 | 0 | 145 | 0 | 0 | 3 | 1 | 2 | 2 | 2 | 338 | 23 | 272 | 147 |

VIOLENCIA DOMESTICA

| Partido Judicial | Juicios Rápidos | | | | | Procedimientos Jurado | | | | | Ejecutorias | | | | |
|---------------------------|----------------------|-------------|-------------|-----------|-------------------------|-----------------------|-------------|-------------|-----------|-------------------------|----------------------|-------------|-------------|-----------|-------------------------|
| | Pendientes al inicio | Registrados | Reiniciados | Resueltos | Pendientes al finalizar | Pendientes al inicio | Registrados | Reiniciados | Resueltos | Pendientes al finalizar | Pendientes al inicio | Registradas | Reiniciados | Resueltas | Pendientes al finalizar |
| SAGUNTO | 0 | 12 | 0 | 12 | 0 | 0 | 0 | 0 | 0 | 0 | 0 | 9 | 0 | 1 | 8 |
| ALZIRA | 0 | 95 | 0 | 94 | 0 | 0 | 0 | 0 | 0 | 0 | 85 | 52 | 2 | 63 | 14 |
| CARLET | 0 | 13 | 0 | 11 | 2 | 0 | 0 | 0 | 0 | 0 | 4 | 31 | 0 | 11 | 24 |
| XATIVA | 0 | 16 | 0 | 16 | 0 | 1 | 0 | 0 | 1 | 0 | 2 | 32 | 0 | 9 | 24 |
| REQUENA | 0 | 20 | 1 | 21 | 0 | 0 | 0 | 0 | 0 | 0 | 2 | 10 | 1 | 4 | 9 |
| CATARROJA | 0 | 16 | 0 | 15 | 1 | 0 | 0 | 0 | 0 | 0 | 4 | 33 | 0 | 21 | 16 |
| MONCADA | 0 | 36 | 0 | 36 | 0 | 0 | 0 | 0 | 0 | 0 | 0 | 43 | 0 | 35 | 8 |
| PATERNA | 0 | 44 | 0 | 44 | 0 | 0 | 0 | 0 | 0 | 0 | 6 | 23 | 0 | 19 | 10 |
| QUART DE POBLET | 0 | 2 | 0 | 2 | 0 | 0 | 0 | 0 | 0 | 0 | 31 | 53 | 1 | 14 | 14 |
| MISLATA | 0 | 69 | 7 | 76 | 0 | 0 | 0 | 0 | 0 | 0 | 33 | 46 | 0 | 33 | 12 |
| MASSAMAGRELL | 0 | 17 | 0 | 16 | 1 | 0 | 0 | 0 | 0 | 0 | 0 | 13 | 0 | 8 | 5 |
| PICASSENT | 0 | 16 | 0 | 14 | 2 | 0 | 0 | 0 | 0 | 0 | 0 | 11 | 0 | 6 | 5 |
| VILLANUEVA DE LA SERENA | 0 | 18 | 0 | 18 | 0 | 0 | 0 | 0 | 0 | 0 | 0 | 17 | 0 | 11 | 6 |
| ALMENDRALEJO | 0 | 28 | 0 | 28 | 0 | 0 | 1 | 0 | 1 | 0 | 3 | 11 | 0 | 11 | 0 |
| LLERENA | 0 | 4 | 0 | 4 | 0 | 0 | 0 | 0 | 0 | 0 | 0 | 5 | 0 | 1 | 4 |
| MERIDA | 0 | 14 | 0 | 13 | 0 | 0 | 0 | 0 | 0 | 0 | 0 | 18 | 0 | 14 | 4 |
| BADAJOS | 0 | 31 | 0 | 31 | 0 | 0 | 0 | 0 | 0 | 0 | 1 | 43 | 0 | 34 | 10 |
| OLIVENZA | 0 | 19 | 0 | 19 | 0 | 0 | 0 | 0 | 0 | 0 | 0 | 13 | 0 | 6 | 7 |
| ZAFRA | 0 | 12 | 0 | 11 | 1 | 0 | 0 | 0 | 0 | 0 | 0 | 28 | 0 | 21 | 7 |
| JEREZ DE LOS CABALLEROS | 0 | 5 | 0 | 5 | 0 | 0 | 0 | 0 | 0 | 0 | 0 | 3 | 0 | 3 | 0 |
| HERRERA DEL DUQUE | 0 | 2 | 0 | 2 | 0 | 0 | 0 | 0 | 0 | 0 | 0 | 4 | 0 | 1 | 3 |
| CASTUERA | 0 | 6 | 0 | 6 | 0 | 0 | 0 | 0 | 0 | 0 | 0 | 1 | 0 | 10 | 1 |
| DON BENITO | 0 | 2 | 0 | 2 | 0 | 0 | 0 | 0 | 0 | 0 | 0 | 17 | 0 | 13 | 4 |
| FREGENAL DE LA SIERRA | 0 | 1 | 0 | 1 | 0 | 0 | 0 | 0 | 0 | 0 | 0 | 3 | 0 | 2 | 1 |
| MONTIJO | 0 | 4 | 0 | 4 | 0 | 0 | 0 | 0 | 0 | 0 | 0 | 1 | 0 | 1 | 0 |
| VILLAFRANCA DE LOS BARROS | 0 | 20 | 0 | 20 | 0 | 0 | 0 | 0 | 0 | 0 | 1 | 16 | 0 | 10 | 7 |
| CACERES | 0 | 29 | 0 | 29 | 0 | 0 | 0 | 0 | 0 | 0 | 0 | 43 | 0 | 32 | 11 |
| CORIA | 0 | 23 | 0 | 23 | 0 | 0 | 0 | 0 | 0 | 0 | 2 | 10 | 0 | 6 | 6 |
| NAVALMORAL DE LA MATA | 0 | 5 | 0 | 5 | 0 | 0 | 0 | 0 | 0 | 0 | 0 | 11 | 0 | 7 | 4 |
| PLASENCIA | 0 | 21 | 0 | 21 | 0 | 0 | 0 | 0 | 0 | 0 | 3 | 35 | 0 | 17 | 21 |
| TRUJILLO | 0 | 10 | 0 | 10 | 0 | 0 | 0 | 0 | 0 | 0 | 3 | 21 | 0 | 21 | 3 |
| VALENCIA DE ALCANTARA | 0 | 1 | 0 | 1 | 0 | 0 | 0 | 0 | 0 | 0 | 0 | 1 | 0 | 0 | 1 |
| LOGROSAN | 0 | 4 | 0 | 4 | 0 | 0 | 0 | 0 | 0 | 0 | 0 | 0 | 0 | 0 | 0 |
| BETANZOS | 0 | 10 | 0 | 10 | 0 | 0 | 0 | 0 | 0 | 0 | 0 | 1 | 0 | 1 | 0 |
| SANTIAGO DE COMPOSTELA | 0 | 60 | 0 | 58 | 2 | 0 | 0 | 0 | 0 | 0 | 0 | 28 | 0 | 12 | 16 |
| FERROL | 0 | 30 | 0 | 29 | 1 | 0 | 1 | 0 | 0 | 1 | 0 | 10 | 0 | 6 | 6 |
| A CORUÑA | 0 | 87 | 0 | 85 | 3 | 0 | 0 | 0 | 0 | 0 | 0 | 116 | 1 | 90 | 28 |
| NOIA | 0 | 7 | 0 | 7 | 0 | 0 | 0 | 0 | 0 | 0 | 0 | 11 | 0 | 11 | 0 |
| CARBALLO | 0 | 15 | 0 | 13 | 2 | 0 | 0 | 0 | 0 | 0 | 0 | 0 | 0 | 0 | 0 |
| CORCUBION | 0 | 12 | 0 | 12 | 0 | 0 | 0 | 0 | 0 | 0 | 1 | 6 | 0 | 4 | 3 |
| ARZUA | 0 | 4 | 0 | 4 | 0 | 0 | 0 | 0 | 0 | 0 | 2 | 3 | 0 | 1 | 4 |
| ORTIGUEIRA | 0 | 3 | 0 | 3 | 0 | 0 | 0 | 0 | 0 | 0 | 0 | 6 | 0 | 5 | 1 |
| RIBEIRA | 0 | 17 | 0 | 17 | 0 | 0 | 0 | 0 | 0 | 0 | 12 | 18 | 0 | 16 | 14 |
| NEGREIRA | 0 | 4 | 0 | 4 | 0 | 0 | 0 | 0 | 0 | 0 | 0 | 2 | 0 | 2 | 0 |
| MUROS | 0 | 14 | 0 | 14 | 0 | 0 | 0 | 0 | 0 | 0 | 0 | 5 | 0 | 1 | 4 |
| PADRON | 0 | 3 | 0 | 3 | 0 | 0 | 0 | 0 | 0 | 0 | 0 | 10 | 0 | 10 | 0 |
| ORDES | 0 | 8 | 0 | 8 | 0 | 0 | 0 | 0 | 0 | 0 | 0 | 8 | 0 | 15 | 2 |
| MONDOÑEDO | 0 | 7 | 0 | 7 | 0 | 0 | 0 | 0 | 0 | 0 | 0 | 1 | 0 | 1 | 0 |
| CHANTADA | 0 | 4 | 0 | 2 | 2 | 0 | 0 | 0 | 0 | 0 | 0 | 8 | 0 | 5 | 3 |
| LUGO | 0 | 25 | 0 | 25 | 0 | 0 | 0 | 0 | 0 | 0 | 3 | 24 | 0 | 17 | 10 |

VIOLENCIA DOMESTICA

| Partido Judicial | Juicios Rápidos | | | | | Procedimientos Jurado | | | | | Ejecutorias | | | | |
|----------------------------|----------------------|-------------|-------------|-----------|-------------------------|-----------------------|-------------|-------------|-----------|-------------------------|----------------------|-------------|-------------|-----------|-------------------------|
| | Pendientes al inicio | Registrados | Reiniciados | Resueltos | Pendientes al finalizar | Pendientes al inicio | Registrados | Reiniciados | Resueltos | Pendientes al finalizar | Pendientes al inicio | Registradas | Reiniciados | Resueltas | Pendientes al finalizar |
| VILLALBA | 0 | 1 | 0 | 1 | 0 | 0 | 0 | 0 | 0 | 0 | 0 | 2 | 0 | 0 | 2 |
| MONFORTE DE LEMOS | 0 | 5 | 0 | 5 | 0 | 0 | 0 | 0 | 0 | 0 | 0 | 0 | 0 | 0 | 0 |
| VIVEIRO | 0 | 23 | 0 | 23 | 0 | 0 | 0 | 0 | 0 | 0 | 0 | 3 | 0 | 1 | 2 |
| SARRIA | 0 | 7 | 0 | 7 | 0 | 0 | 0 | 0 | 0 | 0 | 0 | 0 | 0 | 0 | 0 |
| FONSAGRADA | 0 | 0 | 0 | 0 | 0 | 0 | 0 | 0 | 0 | 0 | 0 | 3 | 0 | 3 | 0 |
| BECERREA | 0 | 4 | 0 | 4 | 0 | 0 | 0 | 0 | 0 | 0 | 0 | 0 | 0 | 0 | 0 |
| OURENSE | 0 | 17 | 0 | 17 | 0 | 0 | 0 | 0 | 0 | 0 | 0 | 15 | 0 | 12 | 3 |
| RIBADAVIA | 0 | 6 | 0 | 6 | 0 | 0 | 0 | 0 | 0 | 0 | 0 | 12 | 0 | 7 | 5 |
| XINZO DE LIMIA | 0 | 6 | 0 | 6 | 0 | 0 | 0 | 0 | 0 | 0 | 0 | 5 | 0 | 3 | 2 |
| PUEBLA DE TRIVES | 0 | 4 | 0 | 4 | 0 | 0 | 0 | 0 | 0 | 0 | 0 | 3 | 0 | 1 | 2 |
| VERIN | 0 | 10 | 0 | 10 | 0 | 0 | 0 | 0 | 0 | 0 | 0 | 6 | 0 | 3 | 3 |
| BARCO DE VALDEORRAS | 0 | 4 | 0 | 4 | 0 | 0 | 0 | 0 | 0 | 0 | 0 | 2 | 0 | 2 | 0 |
| O CARBALLIÑO | 0 | 13 | 0 | 13 | 0 | 0 | 0 | 0 | 0 | 0 | 2 | 7 | 2 | 14 | 3 |
| BANDE | 0 | 0 | 0 | 0 | 0 | 0 | 0 | 0 | 0 | 0 | 0 | 3 | 0 | 1 | 2 |
| CELANOVA | 0 | 2 | 0 | 2 | 0 | 0 | 0 | 0 | 0 | 0 | 0 | 0 | 0 | 0 | 0 |
| PONTEAREAS | 0 | 23 | 0 | 23 | 0 | 0 | 0 | 0 | 0 | 0 | 0 | 2 | 0 | 1 | 1 |
| VILAGARCIA DE AROUSA | 0 | 9 | 0 | 9 | 0 | 0 | 0 | 0 | 0 | 0 | 0 | 23 | 0 | 11 | 12 |
| VIGO | 0 | 75 | 0 | 75 | 0 | 0 | 1 | 0 | 0 | 1 | 0 | 76 | 0 | 49 | 27 |
| PONTEVEDRA | 0 | 26 | 0 | 26 | 0 | 0 | 0 | 0 | 0 | 0 | 0 | 26 | 0 | 14 | 12 |
| ESTRADA (A) | 0 | 4 | 0 | 3 | 1 | 0 | 0 | 0 | 0 | 0 | 4 | 5 | 0 | 5 | 4 |
| TUI | 0 | 8 | 0 | 8 | 0 | 0 | 0 | 0 | 0 | 0 | 0 | 14 | 0 | 6 | 13 |
| CANGAS DE MORRAZO | 0 | 5 | 0 | 5 | 0 | 0 | 0 | 0 | 0 | 0 | 0 | 14 | 0 | 8 | 6 |
| LALIN | 0 | 18 | 0 | 16 | 2 | 0 | 1 | 0 | 0 | 1 | 0 | 2 | 0 | 2 | 0 |
| CAMBADOS | 0 | 16 | 0 | 16 | 0 | 1 | 0 | 0 | 1 | 0 | 2 | 9 | 0 | 7 | 4 |
| REDONDELA | 0 | 4 | 0 | 4 | 0 | 0 | 0 | 0 | 0 | 0 | 5 | 2 | 0 | 6 | 1 |
| PORRIÑO | 0 | 16 | 0 | 16 | 0 | 0 | 0 | 0 | 0 | 0 | 0 | 9 | 0 | 2 | 7 |
| CALDAS DE REIS | 0 | 4 | 0 | 4 | 0 | 0 | 0 | 0 | 0 | 0 | 0 | 3 | 0 | 3 | 0 |
| MARIN | 0 | 7 | 0 | 7 | 0 | 0 | 0 | 0 | 0 | 0 | 0 | 0 | 0 | 0 | 0 |
| TORRELAGUNA | 0 | 14 | 0 | 14 | 0 | 0 | 0 | 0 | 0 | 0 | 0 | 0 | 0 | 0 | 0 |
| TORREJON DE ARDOZ | 0 | 119 | 0 | 119 | 0 | 1 | 0 | 0 | 0 | 1 | 20 | 41 | 0 | 18 | 44 |
| NAVALCARNERO | 0 | 45 | 0 | 44 | 1 | 0 | 0 | 0 | 0 | 0 | 0 | 24 | 0 | 15 | 9 |
| ALCALA DE HENARES | 0 | 80 | 0 | 80 | 0 | 1 | 0 | 0 | 1 | 0 | 55 | 67 | 4 | 73 | 78 |
| ALCOBENDAS | 0 | 74 | 0 | 74 | 0 | 0 | 0 | 0 | 0 | 0 | 10 | 56 | 0 | 33 | 33 |
| MOSTOLES | 0 | 115 | 0 | 115 | 0 | 0 | 0 | 0 | 0 | 0 | 0 | 33 | 0 | 4 | 29 |
| SAN LORENZO DE EL ESCORIAL | 0 | 19 | 0 | 19 | 0 | 0 | 0 | 0 | 0 | 0 | 0 | 2 | 0 | 0 | 4 |
| ARANJUEZ | 0 | 40 | 0 | 37 | 3 | 0 | 0 | 0 | 0 | 0 | 23 | 41 | 0 | 36 | 28 |
| LEGANES | 0 | 52 | 0 | 54 | 0 | 0 | 0 | 0 | 0 | 0 | 0 | 42 | 0 | 22 | 20 |
| GETAFE | 0 | 56 | 0 | 56 | 0 | 0 | 0 | 0 | 0 | 0 | 0 | 27 | 0 | 17 | 10 |
| MADRID | 0 | 370 | 0 | 360 | 11 | 0 | 15 | 0 | 11 | 4 | 94 | 1314 | 3 | 1104 | 362 |
| MAJADAHONDA | 0 | 26 | 0 | 26 | 0 | 0 | 1 | 0 | 0 | 1 | 2 | 32 | 0 | 18 | 16 |
| COSLADA | 0 | 104 | 0 | 104 | 0 | 0 | 0 | 0 | 0 | 0 | 2 | 191 | 0 | 144 | 49 |
| ARGANDA DEL REY | 0 | 36 | 0 | 29 | 7 | 0 | 0 | 0 | 0 | 0 | 5 | 15 | 0 | 8 | 12 |
| COLLADO VILLALBA | 0 | 39 | 0 | 39 | 0 | 0 | 0 | 0 | 0 | 0 | 11 | 82 | 0 | 47 | 56 |
| PARLA | 0 | 83 | 0 | 83 | 0 | 0 | 0 | 0 | 0 | 0 | 7 | 35 | 0 | 31 | 11 |
| ALCORCON | 0 | 23 | 0 | 22 | 1 | 0 | 0 | 0 | 0 | 0 | 0 | 61 | 4 | 23 | 42 |
| FUENLABRADA | 0 | 35 | 0 | 35 | 0 | 0 | 0 | 0 | 0 | 0 | 13 | 189 | 0 | 140 | 103 |
| COLMENAR VIEJO | 0 | 21 | 0 | 21 | 0 | 0 | 2 | 0 | 1 | 1 | 5 | 63 | 0 | 38 | 39 |
| VALDEMORO | 0 | 36 | 0 | 36 | 0 | 0 | 0 | 0 | 0 | 0 | 0 | 8 | 0 | 2 | 6 |
| CARAVACA DE LA CRUZ | 0 | 16 | 0 | 16 | 0 | 0 | 0 | 0 | 0 | 0 | 0 | 13 | 0 | 4 | 9 |
| CARTAGENA | 0 | 52 | 0 | 52 | 0 | 0 | 0 | 0 | 0 | 0 | 4 | 93 | 4 | 82 | 19 |

VIOLENCIA DOMESTICA

| Partido Judicial | Juicios Rápidos | | | | | Procedimientos Jurado | | | | | Ejecutorias | | | | |
|------------------------|----------------------|-------------|-------------|-----------|-------------------------|-----------------------|-------------|-------------|-----------|-------------------------|----------------------|-------------|-------------|-----------|-------------------------|
| | Pendientes al inicio | Registrados | Reiniciados | Resueltos | Pendientes al finalizar | Pendientes al inicio | Registrados | Reiniciados | Resueltos | Pendientes al finalizar | Pendientes al inicio | Registradas | Reiniciados | Resueltas | Pendientes al finalizar |
| CIEZA | 0 | 28 | 0 | 28 | 0 | 0 | 0 | 0 | 0 | 0 | 6 | 7 | 0 | 9 | 9 |
| LORCA | 0 | 102 | 0 | 102 | 0 | 0 | 0 | 0 | 0 | 0 | 0 | 29 | 0 | 20 | 9 |
| MULA | 0 | 17 | 0 | 17 | 0 | 0 | 0 | 0 | 0 | 0 | 0 | 4 | 0 | 0 | 4 |
| MURCIA | 0 | 73 | 0 | 72 | 1 | 0 | 0 | 0 | 0 | 0 | 19 | 134 | 0 | 113 | 40 |
| YECLA | 0 | 47 | 0 | 47 | 0 | 0 | 0 | 0 | 0 | 0 | 2 | 8 | 0 | 7 | 3 |
| MOLINA DE SEGURA | 0 | 35 | 0 | 35 | 0 | 0 | 0 | 0 | 0 | 0 | 1 | 28 | 0 | 13 | 16 |
| TOTANA | 0 | 20 | 0 | 19 | 1 | 0 | 0 | 0 | 0 | 0 | 0 | 2 | 0 | 2 | 0 |
| JUMILLA | 0 | 26 | 0 | 26 | 0 | 0 | 0 | 0 | 0 | 0 | 3 | 11 | 0 | 3 | 11 |
| SAN JAVIER | 0 | 25 | 0 | 25 | 0 | 0 | 1 | 0 | 0 | 1 | 0 | 32 | 0 | 12 | 20 |
| ESTELLA | 0 | 14 | 0 | 14 | 0 | 0 | 0 | 0 | 0 | 0 | 1 | 6 | 0 | 2 | 5 |
| AOIZ | 0 | 2 | 0 | 2 | 0 | 0 | 0 | 0 | 0 | 0 | 0 | 0 | 0 | 0 | 0 |
| TUDELA | 0 | 20 | 0 | 20 | 0 | 0 | 0 | 0 | 0 | 0 | 0 | 19 | 0 | 11 | 8 |
| PAMPLONA | 0 | 24 | 0 | 24 | 1 | 1 | 2 | 0 | 1 | 2 | 0 | 4 | 0 | 3 | 1 |
| TAFALLA | 0 | 10 | 0 | 10 | 0 | 0 | 0 | 0 | 0 | 0 | 0 | 7 | 0 | 2 | 5 |
| AMURRIO | 0 | 0 | 0 | 0 | 0 | 0 | 0 | 0 | 0 | 0 | 0 | 0 | 0 | 0 | 0 |
| VITORIA-GASTEIZ | 0 | 85 | 0 | 80 | 5 | 0 | 0 | 0 | 0 | 0 | 7 | 89 | 0 | 86 | 10 |
| TOLOSA | 0 | 19 | 0 | 16 | 3 | 0 | 0 | 0 | 0 | 0 | 0 | 11 | 0 | 5 | 6 |
| AZPEITIA | 0 | 4 | 0 | 4 | 0 | 0 | 0 | 0 | 0 | 0 | 0 | 0 | 0 | 0 | 0 |
| BERGARA | 0 | 20 | 0 | 19 | 1 | 0 | 0 | 0 | 0 | 0 | 7 | 14 | 0 | 19 | 2 |
| EIBAR | 0 | 0 | 0 | 0 | 0 | 0 | 0 | 0 | 0 | 0 | 0 | 0 | 0 | 0 | 0 |
| DONOSTIA-SAN SEBASTIAN | 0 | 4 | 0 | 4 | 0 | 0 | 0 | 0 | 0 | 0 | 0 | 4 | 0 | 6 | 3 |
| IRUN | 0 | 3 | 0 | 3 | 0 | 0 | 0 | 0 | 0 | 0 | 0 | 1 | 0 | 0 | 1 |
| DURANGO | 0 | 2 | 0 | 2 | 0 | 0 | 0 | 0 | 0 | 0 | 0 | 5 | 0 | 0 | 5 |
| BARAKALDO | 0 | 131 | 0 | 123 | 8 | 0 | 1 | 0 | 1 | 0 | 0 | 73 | 1 | 53 | 24 |
| GERNIKA-LUMO | 0 | 12 | 0 | 11 | 1 | 0 | 0 | 0 | 0 | 0 | 0 | 3 | 0 | 2 | 1 |
| BILBAO | 0 | 91 | 0 | 92 | 1 | 0 | 0 | 0 | 1 | 0 | 7 | 95 | 0 | 79 | 34 |
| BALMAEDA | 0 | 0 | 0 | 0 | 0 | 0 | 0 | 0 | 0 | 0 | 0 | 0 | 0 | 0 | 0 |
| GETXO | 0 | 52 | 0 | 52 | 0 | 1 | 0 | 0 | 1 | 0 | 0 | 25 | 0 | 16 | 9 |
| HARO | 0 | 19 | 0 | 19 | 0 | 0 | 0 | 0 | 0 | 0 | 0 | 10 | 0 | 0 | 10 |
| CALAHORRA | 0 | 29 | 0 | 28 | 1 | 0 | 0 | 0 | 0 | 0 | 0 | 33 | 0 | 19 | 14 |
| LOGROÑO | 0 | 35 | 0 | 34 | 1 | 0 | 0 | 0 | 0 | 0 | 7 | 88 | 3 | 54 | 44 |

Partidos Judiciales
Ordenados por número
de Asuntos ingresados
por cada 10.000 habitantes

Partidos Judiciales ordenados por mayor numero de asuntos de violencia domestica registrados por cada 10.000 habitantes

| Partido Judicial | Nº Asuntos | Nº Asuntos ingresados por cada 10.000 habitantes |
|-------------------------------------|------------|--|
| ALMERIA | 3428 | 128,56 |
| EL EJIDO | 586 | 85,01 |
| AYAMONTE | 537 | 71,68 |
| MELILLA | 458 | 66,90 |
| CAZALLA DE LA SIERRA | 154 | 61,20 |
| SAN BARTOLOME DE TIRAJANA | 687 | 60,17 |
| TELDE | 869 | 57,05 |
| GÜIMAR | 216 | 52,16 |
| ARRECIFE | 591 | 51,52 |
| CEUTA | 381 | 50,85 |
| FUENLABRADA | 955 | 47,82 |
| JUMILLA | 109 | 46,06 |
| SANT FELIU DE GUIXOLS | 175 | 44,68 |
| VIGO | 1485 | 44,66 |
| MALAGA | 2707 | 42,52 |
| MOLLET DEL VALLES | 416 | 41,76 |
| GRANADA | 1885 | 41,51 |
| SANTA MARIA DE GUIA DE GRAN CANARIA | 243 | 41,15 |
| ARONA | 458 | 40,61 |
| TORRELAGUNA | 88 | 40,35 |
| LORCA | 497 | 40,10 |
| SANTA CRUZ DE LA PALMA | 175 | 40,09 |
| PUERTO REAL | 148 | 39,96 |
| LA BISBAL D'EMPORDA | 292 | 39,79 |
| ESTEPONA | 233 | 39,74 |
| PUENTE-GENIL | 110 | 39,09 |
| SAN CRISTOBAL DE LA LAGUNA | 678 | 38,80 |
| PUERTO DEL ROSARIO | 290 | 38,68 |
| VALVERDE | 39 | 38,38 |
| LANGREO | 182 | 38,24 |
| ARUCAS | 230 | 38,12 |
| CORNELLA DE LLOBREGAT | 315 | 38,04 |
| JEREZ DE LA FRONTERA | 727 | 37,25 |
| BENIDORM | 378 | 36,96 |
| REINOSA | 78 | 36,81 |
| ARENYS DE MAR | 416 | 36,50 |
| VILLAJYOYOSA | 192 | 36,45 |
| MOTRIL | 302 | 35,59 |
| CIUTADELLA DE MENORCA | 123 | 35,58 |
| ROTA | 93 | 35,19 |
| BERJA | 152 | 34,90 |
| AVILES | 467 | 34,73 |
| TARRAGONA | 588 | 34,73 |
| ICOD DE LOS VINOS | 167 | 34,63 |
| LOS LLANOS DE ARIDANE | 145 | 34,54 |
| ALCALA DE HENARES | 729 | 34,47 |
| GRANADILLA DE ABONA | 164 | 34,42 |
| MISLATA | 241 | 34,42 |
| A CORUÑA | 1207 | 34,27 |

| Partido Judicial | Nº Asuntos | Nº Asuntos ingresados por cada 10.000 habitantes |
|----------------------------|------------|---|
| ALMANSA | 154 | 34,26 |
| TORREVIEJA | 380 | 34,13 |
| LAS PALMAS DE GRAN CANARIA | 1377 | 34,08 |
| ARANJUEZ | 175 | 33,44 |
| YECLA | 107 | 32,96 |
| ROQUETAS DE MAR | 177 | 32,89 |
| CASTROPOL | 85 | 32,78 |
| MOGUER | 115 | 32,74 |
| ELDA | 278 | 32,58 |
| TORREMOLINOS | 378 | 32,55 |
| TORREJON DE ARDOZ | 490 | 32,29 |
| TORRIJOS | 212 | 32,03 |
| CANGAS DE MORRAZO | 155 | 31,98 |
| PATERNA | 324 | 31,72 |
| COLLADO VILLALBA | 418 | 31,62 |
| SAN JAVIER | 248 | 31,29 |
| EIVISSA | 351 | 31,14 |
| BARBATE DE FRANCO | 108 | 30,90 |
| CATARROJA | 262 | 30,89 |
| HUELVA | 620 | 30,66 |
| LA CAROLINA | 107 | 30,57 |
| COSLADA | 449 | 30,43 |
| PALMA DE MALLORCA | 1547 | 30,23 |
| CARLET | 225 | 30,20 |
| GIRONA | 530 | 30,11 |
| VELEZ MALAGA | 245 | 29,86 |
| TORROX | 127 | 29,66 |
| ALICANTE | 882 | 28,83 |
| VIELHA E MIJARAN | 24 | 28,66 |
| VILLAFRANCA DE LOS BARROS | 84 | 28,60 |
| MIERES | 152 | 28,57 |
| HELLIN | 162 | 28,43 |
| CADIZ | 383 | 28,37 |
| MOLINA DE SEGURA | 295 | 28,12 |
| ALCOBENDAS | 495 | 28,10 |
| ALCORCON | 432 | 27,97 |
| PUERTO DE LA CRUZ | 89 | 27,96 |
| XATIVA | 239 | 27,83 |
| ALMUÑECAR | 71 | 27,82 |
| MARBELLA | 339 | 27,73 |
| MURCIA | 1241 | 27,66 |
| GUADALAJARA | 450 | 27,57 |
| A ESTRADA | 81 | 27,57 |
| LA OROTAVA | 298 | 27,49 |
| LEBRIJA | 132 | 27,38 |
| MIRANDA DE EBRO | 109 | 27,22 |
| CORIA DEL RIO | 133 | 27,07 |
| CORDOBA | 908 | 26,99 |
| ALGECIRAS | 387 | 26,92 |
| UTRERA | 232 | 26,47 |
| SANLUCAR DE BARRAMEDA | 229 | 26,47 |
| EL VENDRELL | 253 | 26,35 |

| Partido Judicial | Nº Asuntos | Nº Asuntos ingresados por cada 10.000 habitantes |
|--------------------------------------|------------|---|
| LOGROÑO | 493 | 26,32 |
| VINAROS | 204 | 26,09 |
| PARLA | 303 | 26,07 |
| VILLARREAL DE LOS INFANTES/VILA-REAL | 190 | 25,70 |
| REUS | 400 | 25,59 |
| LA LINEA DE LA CONCEPCION | 158 | 25,53 |
| SANTA CRUZ DE TENERIFE | 599 | 25,50 |
| ALMADEN | 39 | 25,46 |
| O CARBALLIÑO | 76 | 25,35 |
| RIBEIRA | 139 | 25,35 |
| ARCHIDONA | 70 | 25,19 |
| ILLESCAS | 197 | 25,13 |
| SAN SEBASTIAN DE LA GOMERA | 49 | 25,03 |
| PUERTOLLANO | 186 | 24,86 |
| MEDINA DEL CAMPO | 122 | 24,75 |
| SIGÜENZA | 30 | 24,67 |
| ARGANDA DEL REY | 295 | 24,57 |
| UBRIQUE | 74 | 24,54 |
| TARAZONA | 59 | 24,48 |
| JAEN | 479 | 24,36 |
| TOMELLOSO | 123 | 24,20 |
| LINARES | 197 | 24,18 |
| SANTA FE | 136 | 24,08 |
| VERA | 117 | 24,06 |
| SANTA COLOMA DE GRAMENET | 279 | 24,05 |
| TOTANA | 177 | 24,05 |
| VALLADOLID | 1046 | 24,04 |
| PEÑARROYA-PUEBLONUEVO | 93 | 24,00 |
| ALMAGRO | 69 | 23,81 |
| VALLS | 136 | 23,74 |
| CASTRO URDIALES | 51 | 23,74 |
| SANLUCAR LA MAYOR | 197 | 23,62 |
| NOVELDA | 183 | 23,45 |
| SEVILLA | 2243 | 23,45 |
| TORRENTE | 358 | 23,32 |
| CIUDAD REAL | 258 | 23,20 |
| CARTAGENA | 514 | 23,17 |
| BALAGUER | 138 | 23,09 |
| A PoBLA DE TRIVES | 36 | 22,98 |
| MADRID | 7105 | 22,97 |
| POSADAS | 139 | 22,89 |
| BLANES | 148 | 22,87 |
| CABRA | 73 | 22,71 |
| ELX | 580 | 22,68 |
| LA SEU D'URGELL | 46 | 22,36 |
| LUCENA | 138 | 22,17 |
| COLMENAR VIEJO | 269 | 22,07 |
| LENA | 65 | 22,05 |
| MARTORELL | 247 | 22,00 |
| VILLABLINO | 37 | 21,97 |
| MORON DE LA FRONTERA | 109 | 21,83 |
| EL PRAT DE LLOBREGAT | 138 | 21,80 |

| Partido Judicial | Nº Asuntos | Nº Asuntos ingresados por cada 10.000 habitantes |
|----------------------------|------------|---|
| FIGUERES | 241 | 21,76 |
| CIEZA | 154 | 21,75 |
| RUBI | 294 | 21,34 |
| ORIHUELA | 383 | 21,31 |
| MAO | 99 | 21,29 |
| SANTA COLOMA DE FARNERS | 143 | 21,28 |
| MASSAMAGRELL | 123 | 21,27 |
| LEGANES | 375 | 21,20 |
| LLEIDA | 429 | 21,19 |
| HUESCAR | 37 | 21,14 |
| VALENCIA | 1649 | 21,12 |
| LORA DEL RIO | 158 | 21,09 |
| DOS HERMANAS | 226 | 21,07 |
| CERDANYOLA DEL VALLES | 337 | 21,03 |
| SEGOVIA | 187 | 21,02 |
| COIN | 92 | 20,86 |
| VILLANUEVA DE LOS INFANTES | 53 | 20,81 |
| SANT FELIU DE LLOBREGAT | 337 | 20,64 |
| PILONA-INFUESTO | 31 | 20,38 |
| ALCALA LA REAL | 81 | 20,37 |
| o PORRIÑO | 76 | 20,36 |
| TORTOSA | 143 | 20,32 |
| MULA | 68 | 20,31 |
| FUENGIROLA | 220 | 20,12 |
| TERRASSA | 410 | 20,07 |
| GUADIX | 100 | 19,94 |
| QUINTANAR DE LA ORDEN | 96 | 19,88 |
| ALZIRA | 265 | 19,71 |
| IGUALADA | 182 | 19,70 |
| SAN VICENTE DEL RASPEIG | 215 | 19,51 |
| LUGO | 238 | 19,43 |
| GIJON | 545 | 19,37 |
| SOLSONA | 38 | 19,32 |
| BADALONA | 494 | 19,29 |
| INCA | 231 | 19,26 |
| CERVERA | 85 | 19,26 |
| LA PALMA DEL CONDADO | 129 | 19,24 |
| OLIVENZA | 52 | 19,19 |
| GETAFE | 299 | 19,13 |
| MERIDA | 147 | 19,10 |
| ORTIGUEIRA | 48 | 19,01 |
| RIBADAVIA | 40 | 18,99 |
| PRIEGO DE CORDOBA | 55 | 18,98 |
| SEPULVEDA | 38 | 18,84 |
| JACA | 56 | 18,83 |
| BURGOS | 378 | 18,82 |
| VILLACARRILLO | 115 | 18,80 |
| VILANOVA I LA GELTRU | 223 | 18,74 |
| HUERCAL-OVERA | 77 | 18,45 |
| TORRELAVEGA | 220 | 18,42 |
| GAVA | 291 | 18,29 |
| UBEDA | 114 | 18,25 |

| Partido Judicial | Nº Asuntos | Nº Asuntos ingresados por cada 10.000 habitantes |
|----------------------------|------------|---|
| SAGUNTO | 140 | 18,21 |
| GRADO | 45 | 18,21 |
| TRUJILLO | 60 | 18,16 |
| MARCHENA | 80 | 18,15 |
| MARTOS | 96 | 18,10 |
| PALENCIA | 226 | 18,04 |
| CAMBADOS | 100 | 17,98 |
| TAFALLA | 83 | 17,96 |
| MANRESA | 289 | 17,89 |
| LA BAÑEZA | 67 | 17,78 |
| EL PUERTO DE SANTA MARIA | 142 | 17,77 |
| MONCADA | 153 | 17,73 |
| BURGO DE OSMA | 27 | 17,67 |
| L'HOSPITALET DE LLOBREGAT | 434 | 17,61 |
| CAZORLA | 61 | 17,58 |
| VALDEMORO | 142 | 17,55 |
| VIVEIRO | 80 | 17,54 |
| SORIA | 106 | 17,30 |
| AVILA | 163 | 17,23 |
| OVIEDO | 387 | 17,23 |
| MOTILLA DEL PALANCAR | 65 | 17,18 |
| VALDEPEÑAS | 79 | 17,07 |
| NAVALMORAL DE LA MATA | 96 | 17,05 |
| BARBASTRO | 47 | 17,02 |
| CACERES | 241 | 16,94 |
| LAVIANA | 63 | 16,94 |
| OSUNA | 65 | 16,90 |
| CHICLANA DE LA FRONTERA | 189 | 16,79 |
| RONDA | 96 | 16,77 |
| PUIGCERDA | 21 | 16,73 |
| ARCOS DE LA FRONTERA | 144 | 16,62 |
| SEGORBE | 40 | 16,57 |
| PLASENCIA | 175 | 16,55 |
| NAVALCARNERO | 127 | 16,51 |
| CALAHORRA | 116 | 16,49 |
| LLIRIA | 222 | 16,48 |
| GANDIA | 210 | 16,42 |
| MARIN | 61 | 16,41 |
| REQUENA | 147 | 16,38 |
| TOLEDO | 202 | 16,25 |
| ALCOY | 152 | 16,14 |
| NULES | 156 | 16,11 |
| ALMAZAN | 23 | 15,98 |
| LAREDO | 55 | 15,97 |
| CORIA | 77 | 15,97 |
| PICASSENT | 62 | 15,89 |
| ONTINYENT | 127 | 15,85 |
| TORO | 33 | 15,84 |
| VILLANUEVA DE LA SERENA | 72 | 15,81 |
| IRUN | 116 | 15,78 |
| VITORIA-GASTEIZ | 408 | 15,73 |
| SAN LORENZO DE EL ESCORIAL | 91 | 15,67 |

| Partido Judicial | Nº Asuntos | Nº Asuntos ingresados por cada 10.000 habitantes |
|------------------------|------------|---|
| MOSTOLES | 432 | 15,66 |
| GANDESA | 35 | 15,62 |
| ALBACETE | 277 | 15,59 |
| MONZÓN | 63 | 15,56 |
| ANTEQUERA | 121 | 15,51 |
| SIERO | 88 | 15,51 |
| BARCELONA | 2430 | 15,35 |
| MATARO | 392 | 15,33 |
| BADAJOS | 254 | 15,30 |
| BARAKALDO | 405 | 15,26 |
| SAN ROQUE | 56 | 15,06 |
| AGUILAR | 29 | 15,03 |
| LLERENA | 49 | 14,98 |
| VILLAROBLEDO | 51 | 14,96 |
| MONTILLA | 85 | 14,92 |
| VILAFRANCA DEL PENEDES | 126 | 14,87 |
| TUDELA | 131 | 14,75 |
| TALAVERA DE LA REINA | 202 | 14,69 |
| ALMENDRALEJO | 66 | 14,66 |
| SANTIAGO DE COMPOSTELA | 201 | 14,60 |
| BERGARA | 128 | 14,59 |
| XINZO DE LIMIA | 34 | 14,57 |
| ALCALA DE GUADAIRA | 87 | 14,55 |
| POZOBLANCO | 62 | 14,54 |
| TUI | 68 | 14,53 |
| SABADELL | 394 | 14,51 |
| PADRON | 42 | 14,43 |
| ORDES | 54 | 14,32 |
| ANDUJAR | 93 | 14,31 |
| OCAÑA | 58 | 14,29 |
| RIPOLL | 37 | 14,07 |
| ZAMORA | 163 | 13,94 |
| CASTELLO DE LA PLANA | 341 | 13,91 |
| SANTOÑA | 43 | 13,75 |
| CASAS IBAÑEZ | 29 | 13,75 |
| CUENCA | 112 | 13,69 |
| AMPOSTA | 83 | 13,67 |
| PONFERRADA | 180 | 13,59 |
| BILBAO | 682 | 13,59 |
| DENIA | 225 | 13,49 |
| CORCUBION | 62 | 13,48 |
| BERGA | 52 | 13,43 |
| SAN CLEMENTE | 54 | 13,40 |
| GETXO | 195 | 13,38 |
| ALCARAZ | 15 | 13,31 |
| ZARAGOZA | 945 | 13,30 |
| ASTORGA | 55 | 13,25 |
| HARO | 39 | 13,12 |
| ARANDA DE DUERO | 64 | 12,94 |
| GRANOLLERS | 311 | 12,93 |
| ZAFRA | 69 | 12,91 |
| MOLINA DE ARAGON | 13 | 12,86 |

| Partido Judicial | Nº Asuntos | Nº Asuntos ingresados por cada 10.000 habitantes |
|------------------------------|------------|---|
| VALVERDE DEL CAMINO | 67 | 12,80 |
| FERROL | 220 | 12,76 |
| PONTEVEDRA | 135 | 12,67 |
| MANACOR | 154 | 12,64 |
| LOJA | 92 | 12,64 |
| ORGIVA | 32 | 12,60 |
| PONTEAREAS | 71 | 12,55 |
| MAJADAHONDA | 244 | 12,47 |
| LEON | 305 | 12,44 |
| MONTORO | 56 | 12,37 |
| LLANES | 24 | 12,36 |
| ARACENA | 50 | 12,26 |
| ARENAS DE SAN PEDRO | 40 | 12,18 |
| LALIN | 56 | 12,08 |
| ESTEPA | 54 | 11,99 |
| VIC | 161 | 11,92 |
| MONDOÑEDO | 45 | 11,66 |
| PAMPLONA | 397 | 11,66 |
| QUART DE POBLET | 61 | 11,63 |
| FALSET | 25 | 11,51 |
| CARAVACA DE LA CRUZ | 65 | 11,49 |
| BAENA | 28 | 11,49 |
| ESPLUGES DE LLOBREGAT | 70 | 11,43 |
| HUESCA | 88 | 11,38 |
| OLOT | 56 | 11,28 |
| VILAGARCIA DE AROUSA | 60 | 11,26 |
| CUELLAR | 25 | 11,26 |
| BAEZA | 25 | 11,23 |
| ALCAZAR DE SAN JUAN | 64 | 11,21 |
| OURENSE | 179 | 11,17 |
| SUECA | 99 | 11,06 |
| MEDIO CUDEYO | 47 | 11,04 |
| VILLENA | 56 | 11,01 |
| BEJAR | 43 | 10,89 |
| SANTA MARIA LA REAL DE NIEVA | 21 | 10,85 |
| CARMONA | 65 | 10,80 |
| FREGENAL DE LA SIERRA | 17 | 10,72 |
| VELEZ RUBIO | 13 | 10,69 |
| MANZANARES | 48 | 10,66 |
| SALAMANCA | 248 | 10,65 |
| LOGROSAN | 16 | 10,51 |
| CERVERA DE PISUERGA | 30 | 10,35 |
| VERIN | 33 | 10,24 |
| REDONDELA | 41 | 10,20 |
| SANT BOI DE LLOBREGAT | 96 | 10,18 |
| ARZUA | 31 | 10,01 |
| SALAS DE LOS INFANTES | 13 | 9,99 |
| HERRERA DEL DUQUE | 22 | 9,93 |
| AREVALO | 22 | 9,86 |
| MUROS | 29 | 9,82 |
| NOIA | 28 | 9,76 |
| VILLARCAYO | 22 | 9,74 |

| Partido Judicial | Nº Asuntos | Nº Asuntos ingresados por cada 10.000 habitantes |
|---------------------------|------------|---|
| ESTELLA | 61 | 9,64 |
| CISTIerna | 12 | 9,36 |
| NEGREIRA | 27 | 9,32 |
| TARANCON | 40 | 9,29 |
| JEREZ DE LOS CABALLEROS | 26 | 9,05 |
| BAZA | 37 | 8,98 |
| TOLOSA | 87 | 8,95 |
| IBI | 35 | 8,89 |
| DAIMIEL | 29 | 8,88 |
| CHANTADA | 26 | 8,79 |
| VALDES | 28 | 8,72 |
| EJEA DE LOS CABALLEROS | 30 | 8,48 |
| ECIJA | 44 | 8,32 |
| CASPE | 17 | 8,29 |
| SANTANDER | 209 | 8,29 |
| DON BENITO | 41 | 8,20 |
| PRAVIA | 19 | 7,96 |
| BRIVIESCA | 14 | 7,77 |
| BALMASEDA | 23 | 7,71 |
| LA RODA | 23 | 7,55 |
| PUEBLA DE SANABRIA | 8 | 7,44 |
| CANGAS DE ONIS | 15 | 7,27 |
| ALCAÑIZ | 41 | 7,24 |
| FRAGA | 18 | 7,19 |
| BENAVENTE | 29 | 7,11 |
| MONFORTE DE LEMOS | 30 | 7,09 |
| CANGAS DE NARCEA | 14 | 7,06 |
| CALATAYUD | 27 | 7,06 |
| CARBALLO | 49 | 6,96 |
| o BARCO DE VALDEORRAS | 19 | 6,95 |
| VILLALBA | 24 | 6,94 |
| MEDINA DE RIOSECO | 15 | 6,82 |
| SAN FERNANDO | 60 | 6,78 |
| CASTUERA | 22 | 6,60 |
| CELANOVA | 11 | 6,24 |
| AOIZ | 24 | 6,11 |
| VALENCIA DE ALCANTARA | 6 | 6,02 |
| SARRIA | 15 | 5,99 |
| VILLAVICIOSA | 11 | 5,84 |
| TREMP | 13 | 5,74 |
| PIEDRAHITA | 9 | 5,73 |
| BECERREA | 7 | 5,53 |
| DONOSTIA-SAN SEBASTIAN | 170 | 5,52 |
| EIBAR | 30 | 5,50 |
| GERNIKA-LUMO | 45 | 5,04 |
| MONTIJO | 17 | 4,61 |
| LA ALMUNIA DE DOÑA GODINA | 17 | 4,59 |
| PEÑARANDA DE BRACAMONTE | 10 | 4,51 |
| BOLTAÑA | 5 | 4,51 |
| BETANZOS | 34 | 4,42 |
| TINEO | 6 | 4,08 |
| CIUDAD RODRIGO | 13 | 4,03 |

| Partido Judicial | Nº Asuntos | Nº Asuntos ingresados por cada 10.000 habitantes |
|----------------------------|------------|---|
| CARRION DE LOS CONDES | 8 | 3,86 |
| CALAMOCHA | 8 | 3,81 |
| CALDAS DE REIS | 14 | 3,75 |
| VITIGUDINO | 7 | 3,27 |
| ORGAZ | 22 | 3,24 |
| AZPEITIA | 20 | 3,15 |
| SAHAGUN | 3 | 3,12 |
| SAN VICENTE DE LA BARQUERA | 7 | 3,10 |
| DAROCA | 4 | 2,75 |
| PURCHENA | 8 | 2,68 |
| TERUEL | 15 | 2,46 |
| BANDE | 3 | 2,04 |
| VILLALPANDO | 2 | 1,93 |
| LERMA | 1 | 0,89 |
| DURANGO | 7 | 0,69 |
| A FONSAGRADA | 0 | 0,00 |
| AMURRIO | 0 | 0,00 |

Partidos Judiciales
Ordenados por número
de denuncias por
cada 10.000 habitantes

Partidos Judiciales ordenados por mayor numero de asuntos de violencia domestica registrados por cada 10.000 habitantes

| Partido Judicial | Nº Asuntos | Nº Denuncias por cada 10.000 habitantes |
|-------------------------------------|------------|---|
| VELEZ RUBIO | 150 | 123,37 |
| SANTOÑA | 266 | 85,07 |
| MELILLA | 401 | 58,57 |
| ESTEPONA | 320 | 54,58 |
| GÜIMAR | 226 | 54,57 |
| TELDE | 750 | 49,24 |
| FUENLABRADA | 902 | 45,17 |
| CEUTA | 338 | 45,11 |
| SANTA MARIA DE GUIA DE GRAN CANARIA | 256 | 43,35 |
| SAN BARTOLOME DE TIRAJANA | 488 | 42,74 |
| PUERTO DEL ROSARIO | 288 | 38,41 |
| ROQUETAS DE MAR | 206 | 38,28 |
| ARUCAS | 219 | 36,30 |
| JUMILLA | 85 | 35,92 |
| EL EJIDO | 243 | 35,25 |
| SAN CRISTOBAL DE LA LAGUNA | 613 | 35,08 |
| ARRECIFE | 401 | 34,96 |
| VILLAJYOYOSA | 181 | 34,36 |
| MALAGA | 2168 | 34,06 |
| GRANADA | 1538 | 33,86 |
| TORREVIEJA | 369 | 33,14 |
| SAN JAVIER | 261 | 32,93 |
| SANTA CRUZ DE LA PALMA | 143 | 32,76 |
| SANT FELIU DE GUIXOLS | 128 | 32,68 |
| GRANADILLA DE ABONA | 155 | 32,54 |
| TOTANA | 231 | 31,38 |
| CATARROJA | 266 | 31,36 |
| CAZALLA DE LA SIERRA | 78 | 31,00 |
| MOLLET DEL VALLES | 305 | 30,62 |
| COLLADO VILLALBA | 404 | 30,56 |
| VIGO | 1016 | 30,56 |
| MOTRIL | 259 | 30,52 |
| AYAMONTE | 227 | 30,30 |
| LA CAROLINA | 104 | 29,71 |
| ALCALA DE HENARES | 627 | 29,65 |
| ARONA | 332 | 29,44 |
| LORCA | 360 | 29,04 |
| TARRAGONA | 480 | 28,35 |
| ICOD DE LOS VINOS | 136 | 28,20 |
| TORREMOLINOS | 327 | 28,16 |
| CORNELLA DE LLOBREGAT | 233 | 28,13 |
| ARANJUEZ | 147 | 28,09 |
| ALICANTE | 855 | 27,95 |
| CASTRO URDIALES | 60 | 27,93 |
| PALMA DE MALLORCA | 1416 | 27,67 |
| MOLINA DE SEGURA | 287 | 27,36 |
| CERDANYOLA DEL VALLES | 436 | 27,21 |
| CIEZA | 190 | 26,84 |
| ELDA | 228 | 26,72 |

| Partido Judicial | Nº Asuntos | Nº Denuncias por cada 10.000 habitantes |
|--------------------------------------|------------|---|
| TORRIJOS | 176 | 26,59 |
| CIUTADELLA DE MENORCA | 91 | 26,33 |
| EIVISSA | 296 | 26,26 |
| TORRELAGUNA | 57 | 26,14 |
| JEREZ DE LA FRONTERA | 509 | 26,08 |
| MISLATA | 182 | 25,99 |
| ALMUÑECAR | 66 | 25,87 |
| LA LINEA DE LA CONCEPCION | 160 | 25,85 |
| VALVERDE | 26 | 25,59 |
| SANLUCAR DE BARRAMEDA | 221 | 25,54 |
| MASSAMAGRELL | 147 | 25,43 |
| ALCORCON | 392 | 25,38 |
| LANGREO | 120 | 25,21 |
| MURCIA | 1127 | 25,12 |
| LAS PALMAS DE GRAN CANARIA | 1008 | 24,95 |
| PARLA | 288 | 24,78 |
| LA OROTAVA | 267 | 24,63 |
| ROTA | 65 | 24,59 |
| PUERTO REAL | 91 | 24,57 |
| AVILES | 325 | 24,17 |
| PUENTE-GENIL | 68 | 24,17 |
| BENIDORM | 246 | 24,06 |
| CARLET | 179 | 24,03 |
| VILLARREAL DE LOS INFANTES/VILA-REAL | 177 | 23,94 |
| ALMANSA | 107 | 23,80 |
| BARBATE DE FRANCO | 83 | 23,75 |
| MIERES | 126 | 23,68 |
| ARENYS DE MAR | 269 | 23,60 |
| LA BISBAL D'EMPORDA | 173 | 23,57 |
| PUERTO DE LA CRUZ | 75 | 23,56 |
| REUS | 366 | 23,41 |
| SANTA COLOMA DE GRAMENET | 267 | 23,01 |
| PATERNA | 232 | 22,72 |
| VIELHA E MIJARAN | 19 | 22,69 |
| LOS LLANOS DE ARIDANE | 95 | 22,63 |
| LEBRIJA | 109 | 22,61 |
| UTRERA | 197 | 22,48 |
| GUADALAJARA | 366 | 22,43 |
| TORROX | 96 | 22,42 |
| TORREJON DE ARDOZ | 336 | 22,15 |
| MARBELLA | 268 | 21,92 |
| COSLADA | 322 | 21,82 |
| SANLUCAR LA MAYOR | 182 | 21,82 |
| GIRONA | 384 | 21,82 |
| ELX | 552 | 21,59 |
| ALCOBENDAS | 380 | 21,57 |
| ALGECIRAS | 310 | 21,56 |
| LOGROÑO | 399 | 21,30 |
| VALLS | 122 | 21,30 |
| MARTORELL | 237 | 21,11 |
| LINARES | 172 | 21,11 |
| CADIZ | 283 | 20,96 |

| Partido Judicial | Nº Asuntos | Nº Denuncias por cada 10.000 habitantes |
|---------------------------|------------|---|
| YECLA | 68 | 20,94 |
| o PORRIÑO | 78 | 20,89 |
| TOMELLOSO | 106 | 20,86 |
| SANTA CRUZ DE TENERIFE | 484 | 20,61 |
| VELEZ MALAGA | 169 | 20,60 |
| MADRID | 6311 | 20,41 |
| INCA | 240 | 20,01 |
| UBRIQUE | 60 | 19,90 |
| ORIHUELA | 357 | 19,87 |
| A ESTRADA | 58 | 19,74 |
| SANTA FE | 111 | 19,65 |
| ILLESCAS | 153 | 19,52 |
| L'HOSPITALET DE LLOBREGAT | 478 | 19,40 |
| MOGUER | 68 | 19,36 |
| PEÑARROYA-PUEBLONUEVO | 75 | 19,36 |
| O CARBALLIÑO | 58 | 19,34 |
| CABRA | 62 | 19,29 |
| CASTROPOL | 50 | 19,28 |
| CORDOBA | 648 | 19,26 |
| CANGAS DE MORRAZO | 93 | 19,19 |
| VINAROS | 150 | 19,18 |
| VALENCIA | 1494 | 19,14 |
| HELLIN | 109 | 19,13 |
| ALCALA LA REAL | 76 | 19,11 |
| JAEN | 375 | 19,07 |
| SEGOVIA | 169 | 18,99 |
| COLMENAR VIEJO | 230 | 18,87 |
| LLEIDA | 381 | 18,82 |
| FUENGIROLA | 204 | 18,66 |
| CALAHORRA | 131 | 18,62 |
| UBEDA | 116 | 18,57 |
| IBI | 73 | 18,54 |
| ARGANDA DEL REY | 222 | 18,49 |
| NOVELDA | 144 | 18,45 |
| HUELVA | 373 | 18,45 |
| SAN VICENTE DEL RASPEIG | 203 | 18,42 |
| ARCHIDONA | 51 | 18,35 |
| PRIEGO DE CORDOBA | 53 | 18,29 |
| BLANES | 118 | 18,23 |
| DOS HERMANAS | 195 | 18,18 |
| JACA | 54 | 18,15 |
| RUBI | 250 | 18,15 |
| TORRENTE | 277 | 18,04 |
| EL VENDRELL | 173 | 18,02 |
| COIN | 79 | 17,91 |
| TORTOSA | 126 | 17,90 |
| VERA | 87 | 17,89 |
| EL PRAT DE LLOBREGAT | 113 | 17,85 |
| VALDEMORO | 144 | 17,79 |
| VILLAFRANCA DE LOS BARROS | 52 | 17,70 |
| POSADAS | 107 | 17,62 |
| LA PALMA DEL CONDADO | 118 | 17,60 |

| Partido Judicial | Nº Asuntos | Nº Denuncias por cada 10.000 habitantes |
|----------------------------|------------|---|
| HUERCAL-OVERA | 73 | 17,49 |
| XATIVA | 150 | 17,47 |
| CORIA DEL RIO | 85 | 17,30 |
| ALMERIA | 461 | 17,29 |
| GAVA | 275 | 17,29 |
| PUERTOLLANO | 129 | 17,24 |
| GETAFE | 269 | 17,21 |
| HUESCAR | 30 | 17,14 |
| AGUILAR | 33 | 17,10 |
| CARTAGENA | 379 | 17,08 |
| LA SEU D'URGELL | 35 | 17,01 |
| TERRASSA | 347 | 16,99 |
| ALMADEN | 26 | 16,97 |
| SORIA | 104 | 16,97 |
| SANT FELIU DE LLOBREGAT | 276 | 16,90 |
| MONCADA | 145 | 16,80 |
| IGUALADA | 155 | 16,78 |
| SANTA COLOMA DE FARNERS | 112 | 16,67 |
| FIGUERES | 184 | 16,62 |
| BADALONA | 424 | 16,56 |
| VILANOVA I LA GELTRU | 197 | 16,55 |
| LAREDO | 57 | 16,55 |
| CIUDAD REAL | 184 | 16,54 |
| TORO | 34 | 16,32 |
| EL PUERTO DE SANTA MARIA | 130 | 16,27 |
| ORTIGUEIRA | 41 | 16,24 |
| OLIVENZA | 44 | 16,24 |
| MIRANDA DE EBRO | 65 | 16,23 |
| VALLADOLID | 701 | 16,11 |
| SEVILLA | 1534 | 16,03 |
| GIJON | 445 | 15,82 |
| RIBEIRA | 86 | 15,68 |
| CAMBADOS | 87 | 15,64 |
| MORON DE LA FRONTERA | 78 | 15,62 |
| SAGUNTO | 120 | 15,61 |
| SAN ROQUE | 58 | 15,60 |
| BAENA | 38 | 15,59 |
| SAN LORENZO DE EL ESCORIAL | 90 | 15,50 |
| MAO | 72 | 15,48 |
| A PoBLA DE TRIVES | 24 | 15,32 |
| MULA | 51 | 15,23 |
| MEDINA DEL CAMPO | 75 | 15,21 |
| MERIDA | 117 | 15,20 |
| PUIGCERDA | 19 | 15,14 |
| TAFALLA | 69 | 14,93 |
| BALAGUER | 89 | 14,89 |
| NULES | 144 | 14,87 |
| LA BAÑEZA | 56 | 14,86 |
| NAVALCARNERO | 113 | 14,69 |
| ORGIVA | 37 | 14,56 |
| MARIN | 54 | 14,53 |
| ALCOY | 136 | 14,44 |

| Partido Judicial | Nº Asuntos | Nº Denuncias por cada 10.000 habitantes |
|-------------------------|------------|---|
| MARCHENA | 63 | 14,30 |
| CERVERA | 63 | 14,28 |
| TRUJILLO | 47 | 14,22 |
| VILLENA | 72 | 14,15 |
| LORA DEL RIO | 106 | 14,15 |
| ALZIRA | 189 | 14,06 |
| ANDUJAR | 91 | 14,00 |
| BARCELONA | 2214 | 13,99 |
| MOLINA DE ARAGON | 14 | 13,85 |
| CACERES | 197 | 13,85 |
| ALMAGRO | 40 | 13,80 |
| GRANOLLERS | 331 | 13,76 |
| GANDIA | 176 | 13,76 |
| SOLSONA | 27 | 13,73 |
| QUINTANAR DE LA ORDEN | 66 | 13,67 |
| VALDEPEÑAS | 63 | 13,62 |
| PONTEAREAS | 77 | 13,61 |
| BURGOS | 273 | 13,59 |
| LENA | 40 | 13,57 |
| LEGANES | 239 | 13,51 |
| ALCAZAR DE SAN JUAN | 77 | 13,49 |
| CORIA | 65 | 13,48 |
| LUGO | 165 | 13,47 |
| LAVIANA | 50 | 13,44 |
| ARCOS DE LA FRONTERA | 116 | 13,39 |
| GANDESA | 30 | 13,39 |
| MOSTOLES | 366 | 13,27 |
| MANRESA | 214 | 13,25 |
| PONFERRADA | 175 | 13,22 |
| MARTOS | 70 | 13,20 |
| AMPOSTA | 80 | 13,17 |
| VITORIA-GASTEIZ | 340 | 13,11 |
| TORRELAVEGA | 156 | 13,06 |
| BARAKALDO | 346 | 13,03 |
| GRADO | 32 | 12,95 |
| RONDA | 74 | 12,93 |
| FALSET | 28 | 12,90 |
| AVILA | 122 | 12,89 |
| LUCENA | 80 | 12,85 |
| DENIA | 214 | 12,83 |
| TOLEDO | 159 | 12,79 |
| CHICLANA DE LA FRONTERA | 144 | 12,79 |
| SABADELL | 347 | 12,78 |
| QUART DE POBLET | 67 | 12,78 |
| PALENCIA | 160 | 12,77 |
| CASTELLO DE LA PLANA | 312 | 12,73 |
| MATARO | 325 | 12,71 |
| OVIEDO | 281 | 12,51 |
| TARAZONA | 30 | 12,45 |
| IRUN | 91 | 12,38 |
| ONTINYENT | 99 | 12,36 |
| BARBASTRO | 34 | 12,31 |

| Partido Judicial | Nº Asuntos | Nº Denuncias por cada 10.000 habitantes |
|----------------------------|------------|---|
| ZAMORA | 144 | 12,31 |
| TUDELA | 108 | 12,16 |
| GUADIX | 61 | 12,16 |
| ARANDA DE DUERO | 60 | 12,13 |
| LLIRIA | 163 | 12,10 |
| MANACOR | 147 | 12,06 |
| CARAVACA DE LA CRUZ | 68 | 12,02 |
| VILAFRANCA DEL PENEDES | 101 | 11,92 |
| BERGA | 46 | 11,88 |
| LLANES | 23 | 11,85 |
| PILONA-INFUESTO | 18 | 11,83 |
| ALMAZAN | 17 | 11,81 |
| SIERO | 67 | 11,81 |
| BURGO DE OSMA | 18 | 11,78 |
| ALCALA DE GUADAIRA | 70 | 11,70 |
| OSUNA | 45 | 11,70 |
| BADAJOS | 194 | 11,69 |
| TALAVERA DE LA REINA | 160 | 11,64 |
| MOTILLA DEL PALANCAR | 44 | 11,63 |
| CARMONA | 70 | 11,63 |
| SANTIAGO DE COMPOSTELA | 160 | 11,62 |
| SEGORBE | 28 | 11,60 |
| LEON | 284 | 11,59 |
| OCAÑA | 47 | 11,58 |
| BERJA | 50 | 11,48 |
| PLASENCIA | 121 | 11,45 |
| VILLACARRILLO | 70 | 11,45 |
| SUECA | 102 | 11,40 |
| VILLABLINO | 19 | 11,28 |
| ARENAS DE SAN PEDRO | 37 | 11,26 |
| SAN SEBASTIAN DE LA GOMERA | 22 | 11,24 |
| VIVEIRO | 51 | 11,18 |
| XINZO DE LIMIA | 26 | 11,14 |
| SANT BOI DE LLOBREGAT | 105 | 11,13 |
| TUI | 52 | 11,11 |
| HARO | 33 | 11,10 |
| BRIVIESCA | 20 | 11,10 |
| VILLARCAYO | 25 | 11,07 |
| MONTORO | 50 | 11,05 |
| VILLANUEVA DE LOS INFANTES | 28 | 10,99 |
| SAN CLEMENTE | 44 | 10,92 |
| PONTEVEDRA | 116 | 10,89 |
| MONDOÑEDO | 42 | 10,88 |
| LLERENA | 35 | 10,70 |
| SIGÜENZA | 13 | 10,69 |
| ZAFRA | 57 | 10,66 |
| RIPOLL | 28 | 10,65 |
| BILBAO | 534 | 10,64 |
| ALBACETE | 187 | 10,52 |
| GETXO | 153 | 10,50 |
| LOJA | 76 | 10,44 |
| SARRIA | 26 | 10,39 |

| Partido Judicial | Nº Asuntos | Nº Denuncias por cada 10.000 habitantes |
|------------------------------|------------|---|
| MONZÓN | 42 | 10,37 |
| CUELLAR | 23 | 10,36 |
| LALIN | 48 | 10,35 |
| OURENSE | 164 | 10,23 |
| ESTEPA | 46 | 10,21 |
| BERGARA | 89 | 10,15 |
| BALMASEDA | 30 | 10,06 |
| ZARAGOZA | 714 | 10,05 |
| ARACENA | 41 | 10,05 |
| NAVALMORAL DE LA MATA | 56 | 9,95 |
| SEPULVEDA | 20 | 9,92 |
| SALAMANCA | 230 | 9,87 |
| ANTEQUERA | 77 | 9,87 |
| AREVALO | 22 | 9,86 |
| MAJADAHONDA | 190 | 9,71 |
| POZOBLANCO | 41 | 9,61 |
| DON BENITO | 48 | 9,60 |
| REQUENA | 86 | 9,58 |
| MANZANARES | 43 | 9,55 |
| ORDES | 36 | 9,55 |
| CAZORLA | 33 | 9,51 |
| RIBADAVIA | 20 | 9,50 |
| OLOT | 47 | 9,47 |
| REINOSA | 20 | 9,44 |
| HUESCA | 72 | 9,31 |
| SANTA MARIA LA REAL DE NIEVA | 18 | 9,30 |
| PAMPLONA | 315 | 9,25 |
| PICASSENT | 36 | 9,23 |
| BAZA | 38 | 9,22 |
| REDONDELA | 37 | 9,21 |
| A CORUÑA | 321 | 9,11 |
| VILLAROBLEDO | 31 | 9,10 |
| VILAGARCIA DE AROUSA | 48 | 9,01 |
| BAEZA | 20 | 8,98 |
| MONTILLA | 51 | 8,95 |
| CORCUBION | 41 | 8,91 |
| VIC | 119 | 8,81 |
| CUENCA | 72 | 8,80 |
| VERIN | 28 | 8,69 |
| ALMENDRALEJO | 39 | 8,66 |
| FERROL | 147 | 8,52 |
| MUROS | 25 | 8,46 |
| ASTORGA | 35 | 8,43 |
| ARZUA | 26 | 8,40 |
| BEJAR | 33 | 8,36 |
| ECIJA | 44 | 8,32 |
| CASPE | 17 | 8,29 |
| PADRON | 24 | 8,24 |
| CARBALLO | 57 | 8,10 |
| NOIA | 23 | 8,02 |
| VILLAVICIOSA | 15 | 7,97 |
| PRAVIA | 19 | 7,96 |

| Partido Judicial | Nº Asuntos | Nº Denuncias por cada 10.000 habitantes |
|-------------------------|------------|---|
| DAIMIEL | 26 | 7,96 |
| SANTANDER | 198 | 7,85 |
| CANGAS DE ONIS | 16 | 7,76 |
| SAN FERNANDO | 68 | 7,68 |
| ESPLUGES DE LLOBREGAT | 47 | 7,67 |
| TOLOSA | 74 | 7,62 |
| CASAS IBAÑEZ | 16 | 7,58 |
| CANGAS DE NARCEA | 15 | 7,57 |
| FREGENAL DE LA SIERRA | 12 | 7,57 |
| CERVERA DE PISUERGA | 21 | 7,24 |
| ALCARAZ | 8 | 7,10 |
| ORGAZ | 48 | 7,07 |
| EJEA DE LOS CABALLEROS | 25 | 7,07 |
| VALVERDE DEL CAMINO | 37 | 7,07 |
| TREMP | 16 | 7,07 |
| ESTELLA | 43 | 6,79 |
| BENAVENTE | 27 | 6,62 |
| NEGREIRA | 19 | 6,56 |
| ALCAÑIZ | 37 | 6,53 |
| PUEBLA DE SANABRIA | 7 | 6,51 |
| PIEDRAHITA | 10 | 6,37 |
| MEDINA DE RIOSECO | 14 | 6,37 |
| LA RODA | 19 | 6,24 |
| AOIZ | 24 | 6,11 |
| CHANTADA | 18 | 6,09 |
| JEREZ DE LOS CABALLEROS | 17 | 5,92 |
| LOGROSAN | 9 | 5,91 |
| o BARCO DE VALDEORRAS | 16 | 5,86 |
| CASTUERA | 19 | 5,70 |
| CELANOVA | 10 | 5,67 |
| MEDIO CUDEYO | 24 | 5,64 |
| VALDES | 18 | 5,61 |
| CISTIerna | 7 | 5,46 |
| SALAS DE LOS INFANTES | 7 | 5,38 |
| LERMA | 6 | 5,35 |
| VILLALBA | 18 | 5,21 |
| FRAGA | 13 | 5,19 |
| TARANCON | 22 | 5,11 |
| EIBAR | 27 | 4,95 |
| VILLANUEVA DE LA SERENA | 22 | 4,83 |
| HERRERA DEL DUQUE | 10 | 4,51 |
| MONFORTE DE LEMOS | 19 | 4,49 |
| GERNIKA-LUMO | 40 | 4,48 |
| DONOSTIA-SAN SEBASTIAN | 130 | 4,22 |
| TINEO | 6 | 4,08 |
| MONTIJO | 15 | 4,07 |
| CIUDAD RODRIGO | 13 | 4,03 |
| CALDAS DE REIS | 15 | 4,02 |
| BECERREA | 5 | 3,95 |
| CALATAYUD | 15 | 3,92 |
| CARRION DE LOS CONDES | 8 | 3,86 |
| BETANZOS | 28 | 3,64 |

| Partido Judicial | Nº Asuntos | Nº Denuncias por cada 10.000 habitantes |
|----------------------------|------------|---|
| PEÑARANDA DE BRACAMONTE | 8 | 3,61 |
| BOLTAÑA | 4 | 3,61 |
| VITIGUDINO | 7 | 3,27 |
| LA ALMUNIA DE DOÑA GODINA | 12 | 3,24 |
| SAHAGUN | 3 | 3,12 |
| SAN VICENTE DE LA BARQUERA | 7 | 3,10 |
| VALENCIA DE ALCANTARA | 3 | 3,01 |
| CALAMOCHA | 6 | 2,85 |
| AZPEITIA | 18 | 2,84 |
| PURCHENA | 8 | 2,68 |
| TERUEL | 16 | 2,62 |
| DAROCA | 3 | 2,07 |
| BANDE | 3 | 2,04 |
| VILLALPANDO | 2 | 1,93 |
| A FONSGRADA | 1 | 1,03 |
| DURANGO | 7 | 0,69 |
| AMURRIO | 0 | 0,00 |

JUZGADOS DE LOS PENAL

Juzgados de lo Penal

| Provincia | Movimiento de asuntos ingresados | | | | Procedimientos orales | | | | | |
|------------------------|----------------------------------|-------------|-------------|-----------|-------------------------|----------------------|-------------|-------------|-----------|-------------------------|
| | Pendientes al inicio | Registrados | Reiniciados | Resueltos | Pendientes al finalizar | Pendientes al inicio | Registrados | Reiniciados | Resueltos | Pendientes al finalizar |
| ALMERIA | 13 | 90 | 1 | 94 | 10 | 13 | 63 | 1 | 68 | 9 |
| CADIZ | 36 | 246 | 0 | 213 | 69 | 36 | 197 | 0 | 169 | 64 |
| CORDABA | 10 | 146 | 0 | 126 | 25 | 10 | 98 | 0 | 81 | 22 |
| GRANADA | 19 | 136 | 8 | 117 | 53 | 19 | 100 | 8 | 83 | 51 |
| HUELVA | 11 | 43 | 0 | 48 | 10 | 11 | 31 | 0 | 37 | 9 |
| JAEN | 17 | 97 | 1 | 76 | 39 | 17 | 89 | 1 | 68 | 39 |
| MALAGA | 13 | 207 | 10 | 172 | 58 | 13 | 127 | 10 | 101 | 49 |
| SEVILLA | 29 | 241 | 4 | 213 | 56 | 29 | 221 | 4 | 194 | 55 |
| HUESCA | 3 | 23 | 0 | 21 | 5 | 3 | 20 | 0 | 19 | 4 |
| TERUEL | 1 | 4 | 0 | 5 | 0 | 1 | 3 | 0 | 4 | 0 |
| ZARAGOZA | 31 | 152 | 6 | 172 | 17 | 31 | 113 | 5 | 133 | 16 |
| ASTURIAS | 17 | 120 | 2 | 113 | 29 | 17 | 84 | 2 | 79 | 27 |
| ILLES BALEARES | 2 | 107 | 0 | 102 | 29 | 2 | 88 | 0 | 85 | 27 |
| LAS PALMAS | 15 | 121 | 0 | 96 | 40 | 15 | 86 | 0 | 62 | 39 |
| SANTA CRUZ DE TENERIFE | 6 | 125 | 0 | 101 | 30 | 6 | 71 | 0 | 51 | 26 |
| CANTABRIA | 7 | 44 | 0 | 34 | 17 | 7 | 27 | 0 | 18 | 16 |
| AVILA | 0 | 18 | 0 | 14 | 4 | 0 | 15 | 0 | 11 | 4 |
| BURGOS | 3 | 41 | 0 | 33 | 11 | 3 | 40 | 0 | 32 | 11 |
| LEON | 1 | 40 | 0 | 37 | 4 | 1 | 24 | 0 | 21 | 4 |
| PALENCIA | 0 | 15 | 0 | 15 | 0 | 0 | 12 | 0 | 12 | 0 |
| SALAMANCA | 1 | 19 | 0 | 18 | 2 | 1 | 17 | 0 | 16 | 2 |
| SEGOVIA | 0 | 9 | 0 | 8 | 1 | 0 | 9 | 0 | 8 | 1 |
| SORIA | 2 | 29 | 0 | 30 | 1 | 2 | 14 | 0 | 15 | 1 |
| VALLADOLID | 8 | 39 | 0 | 43 | 4 | 8 | 36 | 0 | 41 | 3 |
| ZAMORA | 3 | 20 | 0 | 18 | 5 | 3 | 17 | 0 | 15 | 5 |
| ALBACETE | 0 | 23 | 0 | 17 | 6 | 0 | 19 | 0 | 13 | 6 |
| CIUDAD REAL | 8 | 56 | 0 | 42 | 22 | 8 | 44 | 0 | 31 | 21 |
| CUENCA | 2 | 18 | 0 | 13 | 7 | 2 | 14 | 0 | 11 | 5 |
| GUADALAJARA | 4 | 8 | 0 | 8 | 5 | 4 | 4 | 0 | 5 | 4 |
| TOLEDO | 0 | 42 | 1 | 24 | 19 | 0 | 33 | 1 | 16 | 18 |
| BARCELONA | 54 | 642 | 9 | 595 | 121 | 54 | 396 | 9 | 373 | 97 |
| GIRONA | 3 | 102 | 0 | 95 | 10 | 3 | 76 | 0 | 68 | 10 |
| LLEIDA | 26 | 25 | 0 | 25 | 26 | 26 | 20 | 0 | 21 | 25 |
| TARRAGONA | 17 | 67 | 1 | 53 | 33 | 17 | 44 | 1 | 32 | 31 |
| ALICANTE | 14 | 151 | 2 | 132 | 37 | 14 | 83 | 2 | 72 | 29 |
| CASTELLON | 2 | 33 | 1 | 31 | 6 | 2 | 15 | 1 | 14 | 5 |
| VALENCIA | 40 | 245 | 2 | 219 | 65 | 40 | 200 | 2 | 181 | 58 |
| BADAJOS | 14 | 39 | 0 | 40 | 13 | 14 | 29 | 0 | 30 | 13 |
| CACERES | 28 | 56 | 0 | 81 | 3 | 28 | 53 | 0 | 78 | 3 |
| A CORUÑA | 68 | 134 | 2 | 129 | 75 | 68 | 91 | 2 | 90 | 71 |
| LUGO | 1 | 27 | 0 | 15 | 13 | 1 | 22 | 0 | 11 | 12 |
| OURENSE | 1 | 25 | 0 | 21 | 5 | 1 | 15 | 0 | 13 | 3 |
| PONTEVEDRA | 13 | 67 | 0 | 55 | 25 | 13 | 63 | 0 | 51 | 25 |
| MADRID | 77 | 587 | 14 | 525 | 153 | 74 | 439 | 14 | 389 | 138 |
| MURCIA | 6 | 176 | 2 | 145 | 39 | 6 | 122 | 2 | 92 | 38 |
| NAVARRA | 7 | 101 | 1 | 84 | 25 | 7 | 97 | 1 | 80 | 25 |
| ALAVA | 3 | 39 | 0 | 35 | 7 | 3 | 30 | 0 | 28 | 5 |
| GUIPUZCOA | 5 | 33 | 0 | 24 | 13 | 5 | 33 | 0 | 24 | 13 |
| VIZCAYA | 3 | 75 | 1 | 54 | 27 | 3 | 64 | 1 | 47 | 23 |
| LA RIOJA | 2 | 39 | 1 | 32 | 10 | 2 | 31 | 1 | 24 | 10 |
| TOTAL | 646 | 4942 | 69 | 4413 | 1284 | 643 | 3639 | 68 | 3217 | 1172 |

Juzgados de lo Penal

| Provincia | Juicios rápidos | | | | | Ejecutorias de violencia domestica | | | | |
|------------------------|----------------------|-------------|-------------|-----------|-------------------------|------------------------------------|-------------|-------------|-----------|-------------------------|
| | Pendientes al inicio | Registrados | Reiniciados | Resueltos | Pendientes al finalizar | Pendientes al inicio | Registrados | Reiniciados | Resueltos | Pendientes al finalizar |
| ALMERIA | 0 | 27 | 0 | 26 | 1 | 30 | 92 | 6 | 58 | 70 |
| CADIZ | 0 | 49 | 0 | 44 | 5 | 1127 | 841 | 355 | 960 | 165 |
| CORDABA | 0 | 48 | 0 | 45 | 3 | 11 | 108 | 6 | 64 | 61 |
| GRANADA | 0 | 36 | 0 | 34 | 2 | 26 | 88 | 4 | 68 | 52 |
| HUELVA | 0 | 12 | 0 | 11 | 1 | 6 | 48 | 0 | 39 | 50 |
| JAEN | 0 | 8 | 0 | 8 | 0 | 20 | 66 | 2 | 32 | 56 |
| MALAGA | 0 | 80 | 0 | 71 | 9 | 8 | 178 | 17 | 42 | 161 |
| SEVILLA | 0 | 20 | 0 | 19 | 1 | 54 | 170 | 12 | 100 | 151 |
| HUESCA | 0 | 3 | 0 | 2 | 1 | 1 | 20 | 0 | 4 | 17 |
| TERUEL | 0 | 1 | 0 | 1 | 0 | 1 | 8 | 0 | 4 | 5 |
| ZARAGOZA | 0 | 39 | 1 | 39 | 1 | 27 | 103 | 8 | 49 | 89 |
| ASTURIAS | 0 | 36 | 0 | 34 | 2 | 15 | 99 | 5 | 26 | 92 |
| ILLES BALEARES | 0 | 19 | 0 | 17 | 2 | 0 | 29 | 0 | 2 | 27 |
| LAS PALMAS | 0 | 35 | 0 | 34 | 1 | 13 | 97 | 1 | 36 | 75 |
| SANTA CRUZ DE TENERIFE | 0 | 54 | 0 | 50 | 4 | 4 | 65 | 0 | 20 | 49 |
| CANTABRIA | 0 | 17 | 0 | 16 | 1 | 8 | 42 | 0 | 7 | 43 |
| AVILA | 0 | 3 | 0 | 3 | 0 | 7 | 12 | 0 | 5 | 14 |
| BURGOS | 0 | 1 | 0 | 1 | 0 | 6 | 21 | 2 | 15 | 15 |
| LEON | 0 | 16 | 0 | 16 | 0 | 5 | 28 | 0 | 8 | 27 |
| PALENCIA | 0 | 3 | 0 | 3 | 0 | 5 | 14 | 9 | 18 | 10 |
| SALAMANCA | 0 | 2 | 0 | 2 | 0 | 7 | 17 | 4 | 17 | 11 |
| SEGOVIA | 0 | 0 | 0 | 0 | 0 | 3 | 4 | 0 | 1 | 6 |
| SORIA | 0 | 15 | 0 | 15 | 0 | 0 | 22 | 0 | 5 | 17 |
| VALLADOLID | 0 | 3 | 0 | 2 | 1 | 0 | 19 | 0 | 7 | 13 |
| ZAMORA | 0 | 3 | 0 | 3 | 0 | 2 | 13 | 0 | 6 | 9 |
| ALBACETE | 0 | 4 | 0 | 4 | 0 | 5 | 14 | 1 | 9 | 13 |
| CIUDAD REAL | 0 | 12 | 0 | 11 | 1 | 19 | 39 | 11 | 45 | 24 |
| CUENCA | 0 | 4 | 0 | 2 | 2 | 9 | 7 | 1 | 8 | 9 |
| GUADALAJARA | 0 | 4 | 0 | 3 | 1 | 11 | 11 | 0 | 9 | 13 |
| TOLEDO | 0 | 9 | 0 | 8 | 1 | 0 | 19 | 0 | 4 | 15 |
| BARCELONA | 0 | 246 | 0 | 222 | 24 | 49 | 150 | 17 | 70 | 146 |
| GIRONA | 0 | 26 | 0 | 27 | 0 | 18 | 109 | 1 | 28 | 100 |
| LLEIDA | 0 | 5 | 0 | 4 | 1 | 4 | 14 | 0 | 0 | 18 |
| TARRAGONA | 0 | 23 | 0 | 21 | 2 | 12 | 46 | 1 | 13 | 54 |
| ALICANTE | 0 | 68 | 0 | 60 | 8 | 51 | 149 | 6 | 67 | 140 |
| CASTELLON | 0 | 18 | 0 | 17 | 1 | 7 | 12 | 1 | 9 | 12 |
| VALENCIA | 0 | 45 | 0 | 38 | 7 | 286 | 28 | 306 | 316 | 310 |
| BADAJOS | 0 | 10 | 0 | 10 | 0 | 8 | 51 | 0 | 19 | 40 |
| CACERES | 0 | 3 | 0 | 3 | 0 | 93 | 66 | 17 | 159 | 15 |
| A CORUÑA | 0 | 43 | 0 | 39 | 4 | 19 | 87 | 6 | 35 | 78 |
| LUGO | 0 | 5 | 0 | 4 | 1 | 4 | 24 | 0 | 10 | 18 |
| OURENSE | 0 | 10 | 0 | 8 | 2 | 1 | 32 | 0 | 3 | 30 |
| PONTEVEDRA | 0 | 4 | 0 | 4 | 0 | 10 | 60 | 1 | 30 | 41 |
| MADRID | 3 | 148 | 0 | 136 | 15 | 37 | 1696 | 119 | 1559 | 4391 |
| MURCIA | 0 | 54 | 0 | 53 | 1 | 37 | 135 | 0 | 52 | 120 |
| NAVARRA | 0 | 4 | 0 | 4 | 0 | 0 | 64 | 2 | 13 | 61 |
| ALAVA | 0 | 9 | 0 | 7 | 2 | 4 | 33 | 0 | 10 | 27 |
| GUIPUZCOA | 0 | 0 | 0 | 0 | 0 | 0 | 0 | 0 | 0 | 0 |
| VIZCAYA | 0 | 11 | 0 | 7 | 4 | 0 | 19 | 0 | 1 | 18 |
| LA RIOJA | 0 | 8 | 0 | 8 | 0 | 12 | 14 | 3 | 15 | 14 |
| TOTAL | 3 | 1303 | 1 | 1196 | 112 | 2082 | 5083 | 924 | 4077 | 6992 |

Distribución de los enjuiciados por SEXO

| | Condenados | Absueltos | Enjuiciados |
|---------|------------|-----------|-------------|
| Varones | 91,84% | 82,19% | 87,51% |
| Mujeres | 8,16% | 17,94% | 12,55% |

Distribución de los enjuiciados por nacionalidad

| | Condenados | Absueltos | Enjuiciados |
|-------------|------------|-----------|-------------|
| Espanoles | 83,61% | 87,42% | 85,32% |
| Extranjeros | 16,39% | 12,58% | 14,68% |

Distribución de los enjuiciados por sexo y nacionalidad

| | condenado | | absuelto | |
|---------|-----------|------------|----------|------------|
| | Español | Extranjero | Español | Extranjero |
| Varones | 42,18% | 8,39% | 32,05% | 4,84% |
| Mujeres | 3,86% | 0,64% | 7,24% | 0,81% |